

Changing Campus Culture | Ashland University | Student Survey | 2024

Monday, April 22, 2024

498

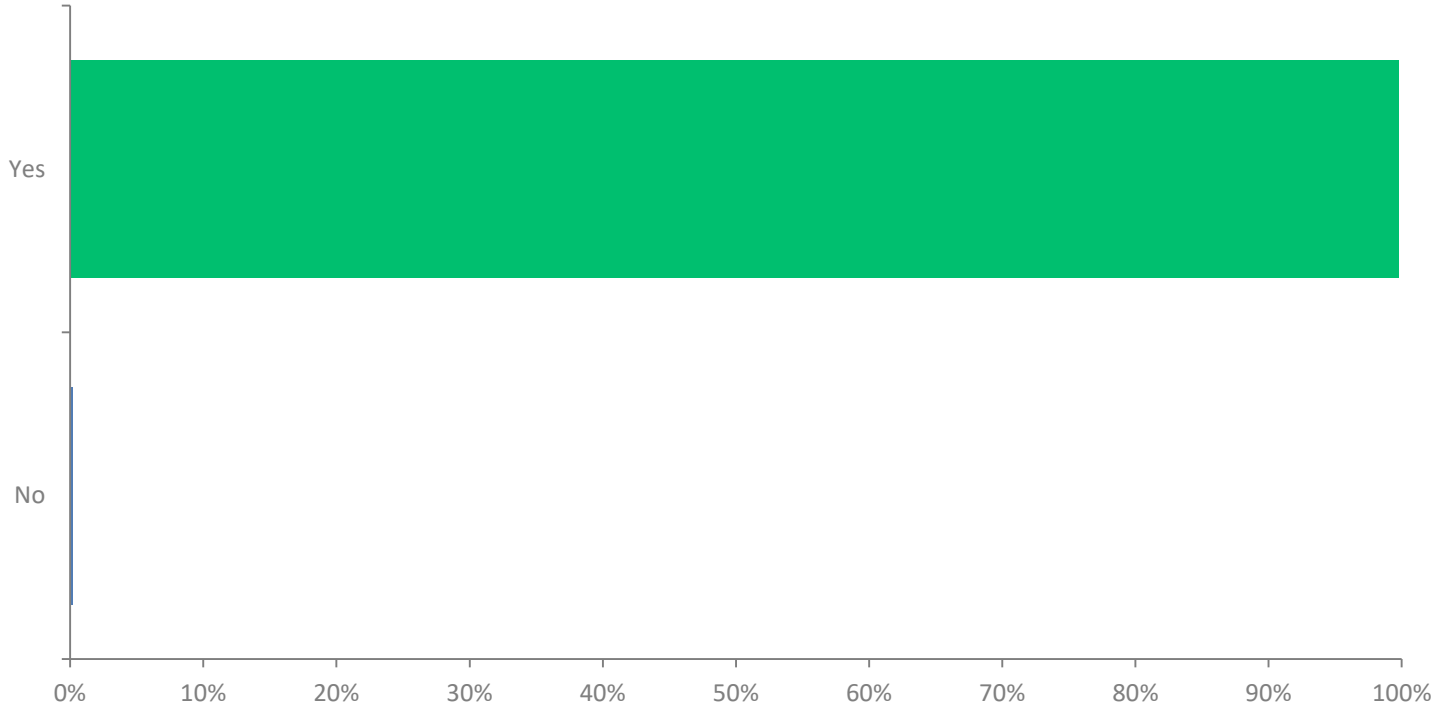
Total Responses

Date Created: Thursday, February 29, 2024

Complete Responses: 498

Q1: Are you 18 years of age or older?

Answered: 498 Skipped: 0



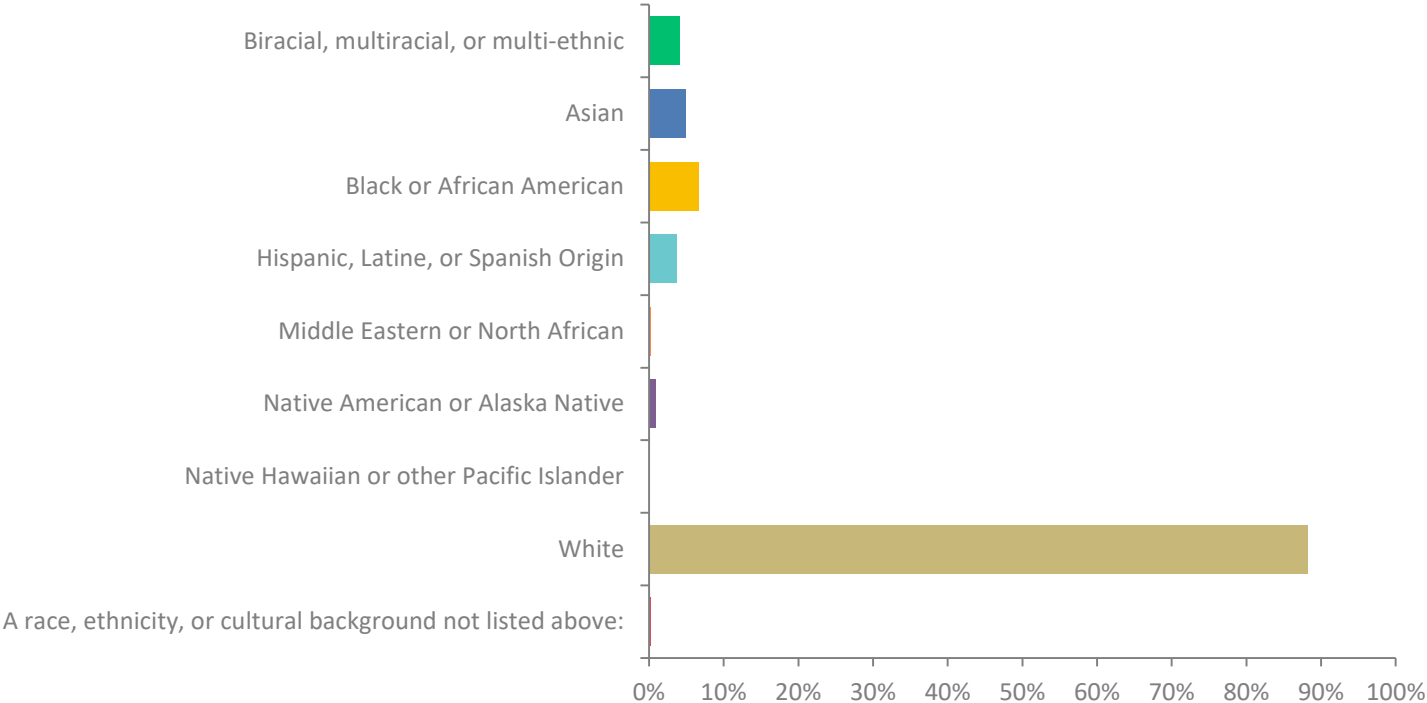
Q1: Are you 18 years of age or older?

Answered: 498 Skipped: 0

ANSWER CHOICES	RESPONSES	
Yes	99.80%	497
No	0.20%	1
TOTAL		498

Q2: Which of the following describe your race, ethnicity, and cultural background? Check all that apply.

Answered: 465 Skipped: 33



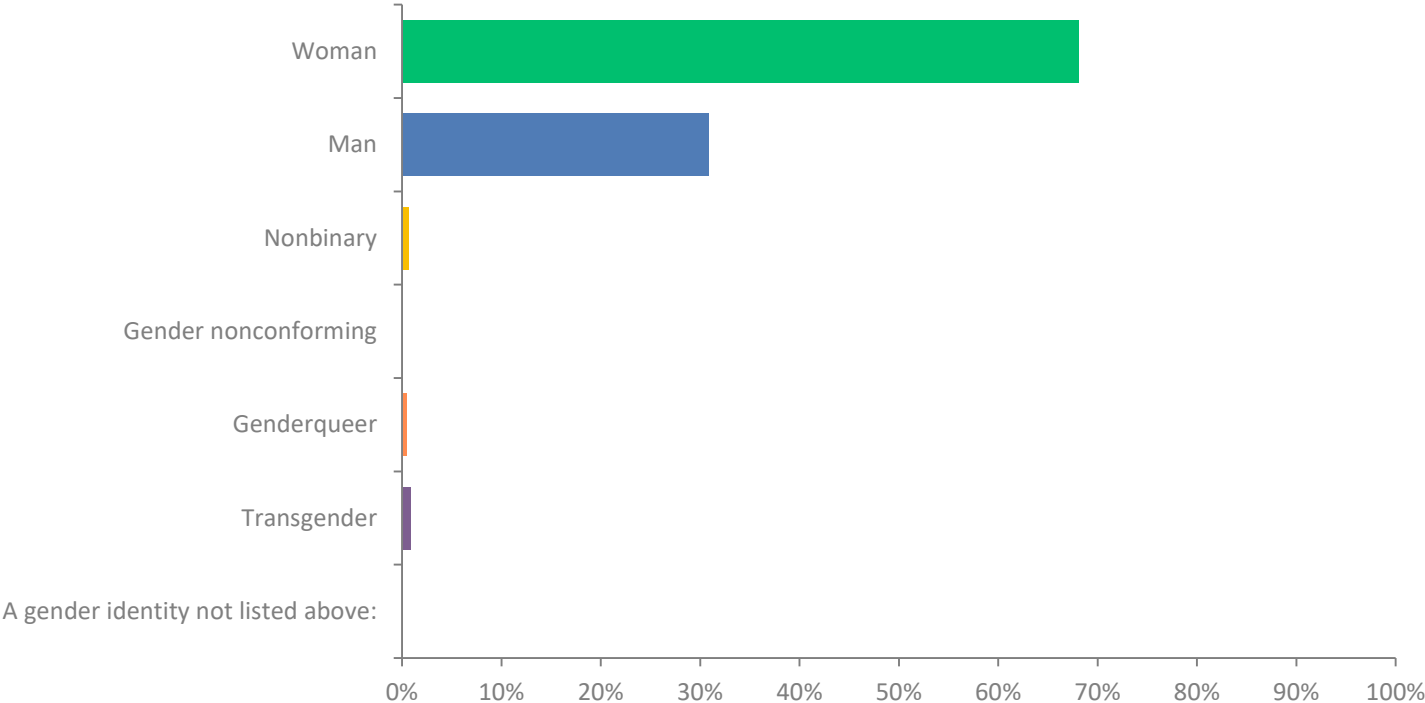
Q2: Which of the following describe your race, ethnicity, and cultural background? Check all that apply.

Answered: 465 Skipped: 33

ANSWER CHOICES	RESPONSES	
Biracial, multiracial, or multi-ethnic	4.09%	19
Asian	4.95%	23
Black or African American	6.67%	31
Hispanic, Latine, or Spanish Origin	3.66%	17
Middle Eastern or North African	0.22%	1
Native American or Alaska Native	0.86%	4
Native Hawaiian or other Pacific Islander	0%	0
White	88.17%	410
A race, ethnicity, or cultural background not listed above:	0.22%	1
TOTAL		506

Q3: What is your gender identity? Check all that apply.

Answered: 464 Skipped: 34



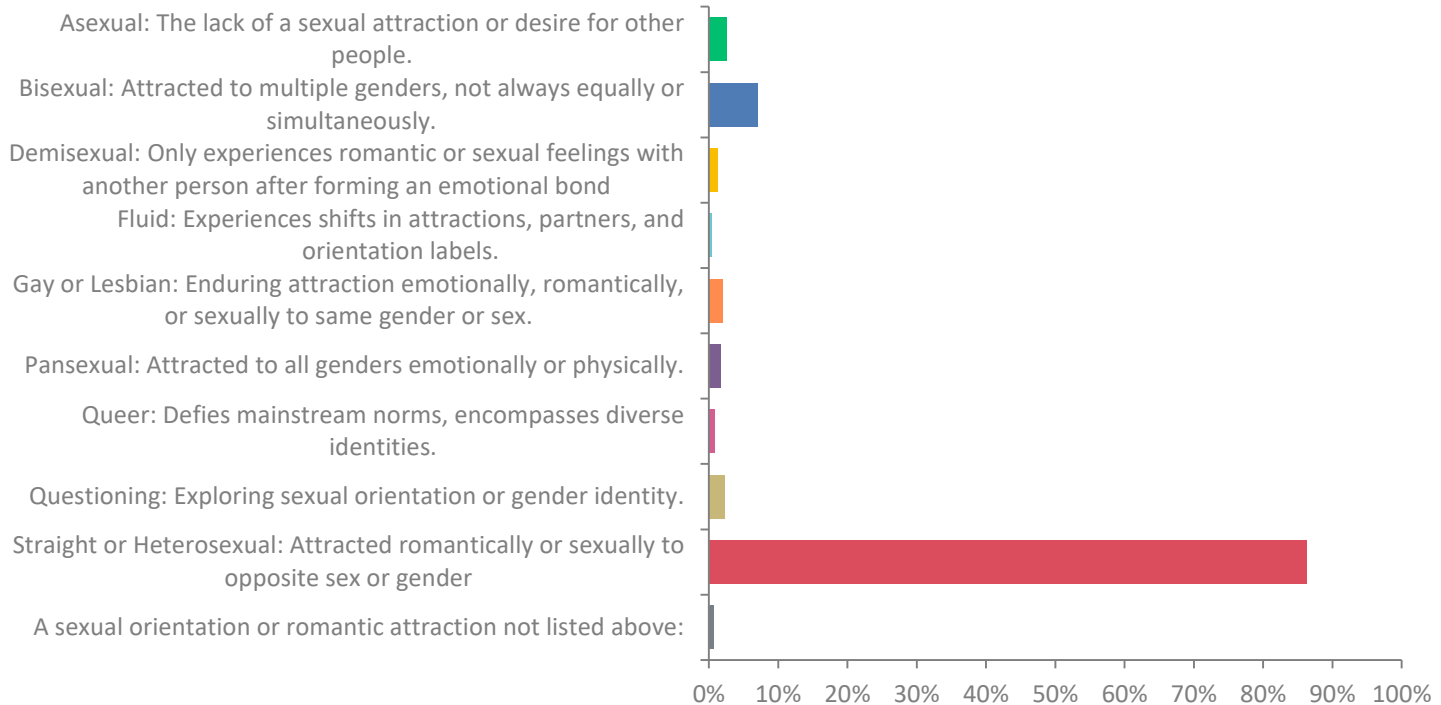
Q3: What is your gender identity? Check all that apply.

Answered: 464 Skipped: 34

ANSWER CHOICES	RESPONSES	
Woman	68.10%	316
Man	30.82%	143
Nonbinary	0.65%	3
Gender nonconforming	0%	0
Genderqueer	0.43%	2
Transgender	0.86%	4
A gender identity not listed above:	0%	0
TOTAL		468

Q4: Which of the following describe your sexual orientation(s)? Check all that apply.

Answered: 459 Skipped: 39



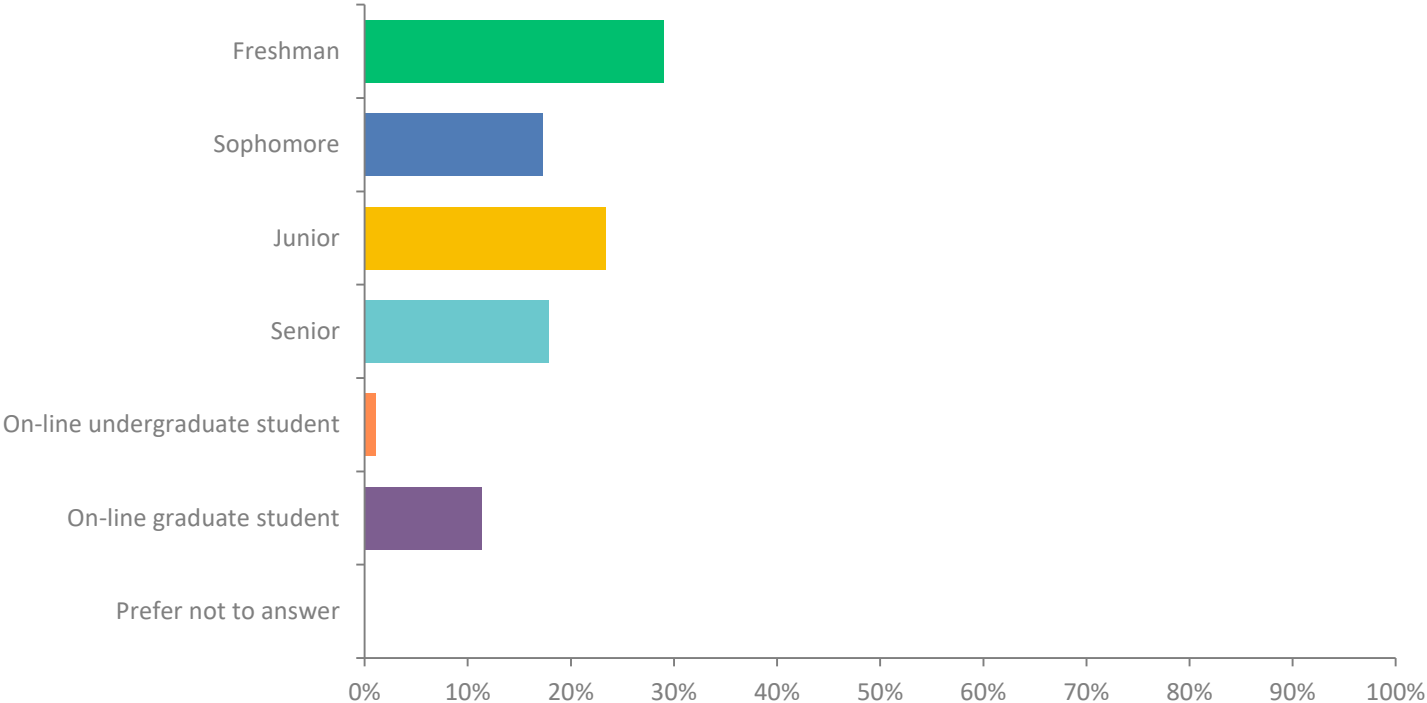
Q4: Which of the following describe your sexual orientation(s)? Check all that apply.

Answered: 459 Skipped: 39

ANSWER CHOICES	RESPONSES	
Asexual: The lack of a sexual attraction or desire for other people.	2.61%	12
Bisexual: Attracted to multiple genders, not always equally or simultaneously.	6.97%	32
Demisexual: Only experiences romantic or sexual feelings with another person after forming an emotional bond	1.31%	6
Fluid: Experiences shifts in attractions, partners, and orientation labels.	0.44%	2
Gay or Lesbian: Enduring attraction emotionally, romantically, or sexually to same gender or sex.	1.96%	9
Pansexual: Attracted to all genders emotionally or physically.	1.74%	8
Queer: Defies mainstream norms, encompasses diverse identities.	0.87%	4
Questioning: Exploring sexual orientation or gender identity.	2.18%	10
Straight or Heterosexual: Attracted romantically or sexually to opposite sex or gender	86.27%	396
A sexual orientation or romantic attraction not listed above:	0.65%	3
TOTAL		482

Q5: What year or class are you currently in?

Answered: 458 Skipped: 40



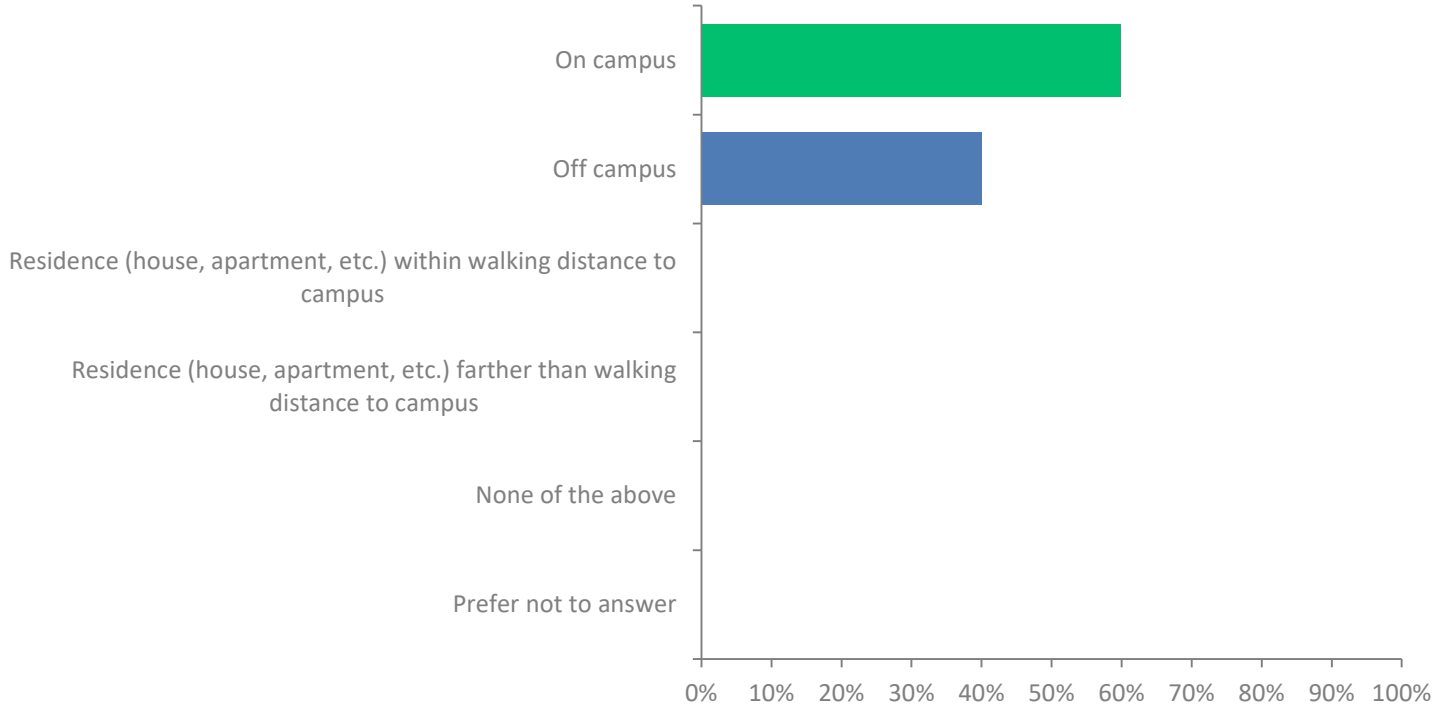
Q5: What year or class are you currently in?

Answered: 458 Skipped: 40

ANSWER CHOICES	RESPONSES	
Freshman	29.04%	133
Sophomore	17.25%	79
Junior	23.36%	107
Senior	17.90%	82
On-line undergraduate student	1.09%	5
On-line graduate student	11.35%	52
Prefer not to answer	0%	0
TOTAL		458

Q6: Do you live...?

Answered: 461 Skipped: 37



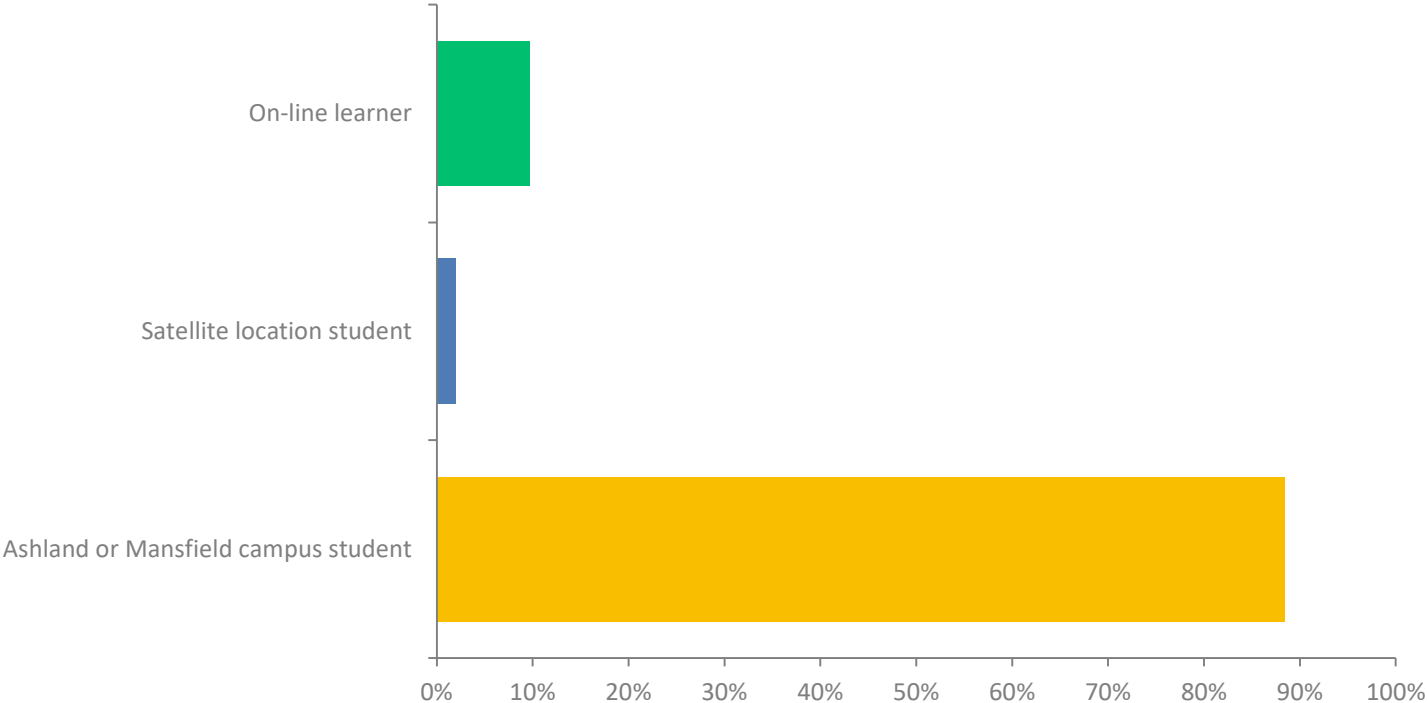
Q6: Do you live...?

Answered: 461 Skipped: 37

ANSWER CHOICES	RESPONSES	
On campus	59.87%	276
Off campus	40.13%	185
Residence (house, apartment, etc.) within walking distance to campus	0%	0
Residence (house, apartment, etc.) farther than walking distance to campus	0%	0
None of the above	0%	0
Prefer not to answer	0%	0
TOTAL		461

Q7: Which of the following best describes the way you pursue your education at Ashland University?

Answered: 458 Skipped: 40



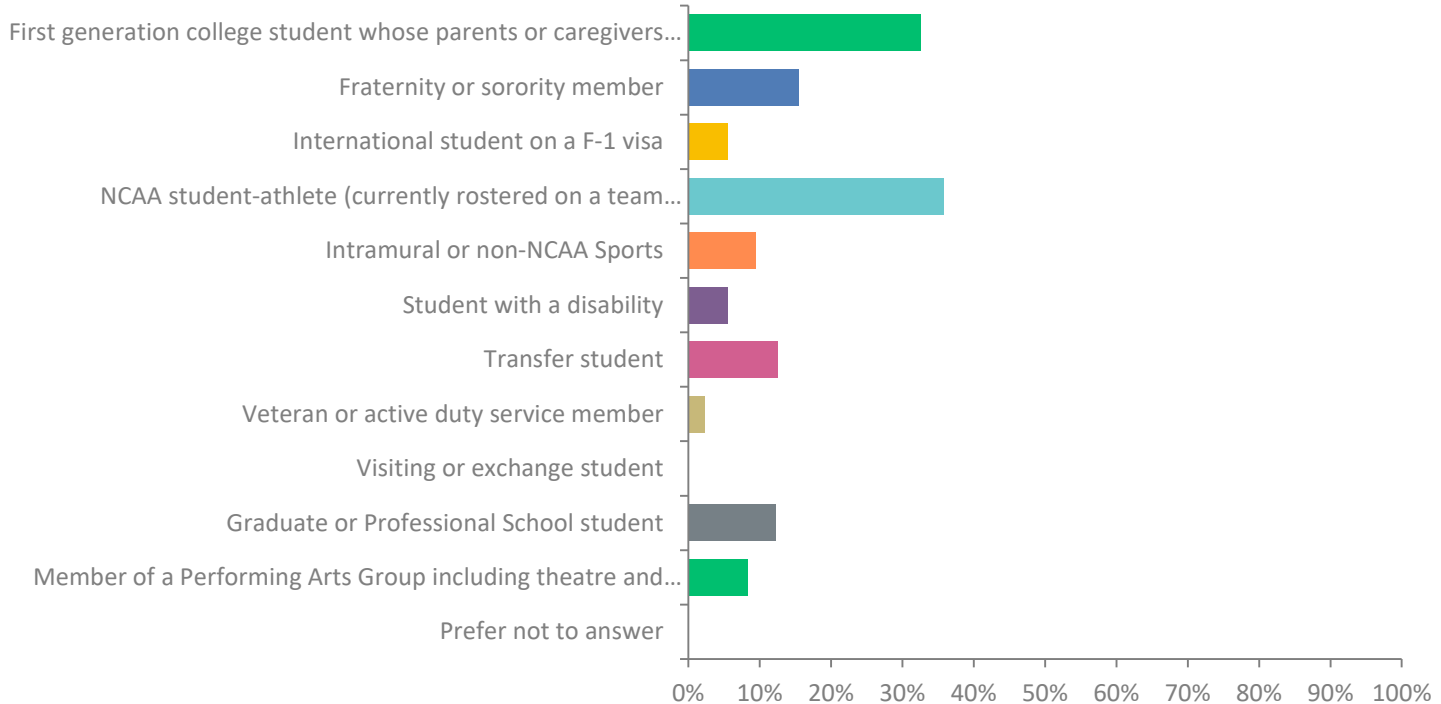
Q7: Which of the following best describes the way you pursue your education at Ashland University?

Answered: 458 Skipped: 40

ANSWER CHOICES	RESPONSES	
On-line learner	9.61%	44
Satellite location student	1.97%	9
Ashland or Mansfield campus student	88.43%	405
TOTAL		458

Q8: Which of the following categories apply to you? (Check all that apply)

Answered: 383 Skipped: 115



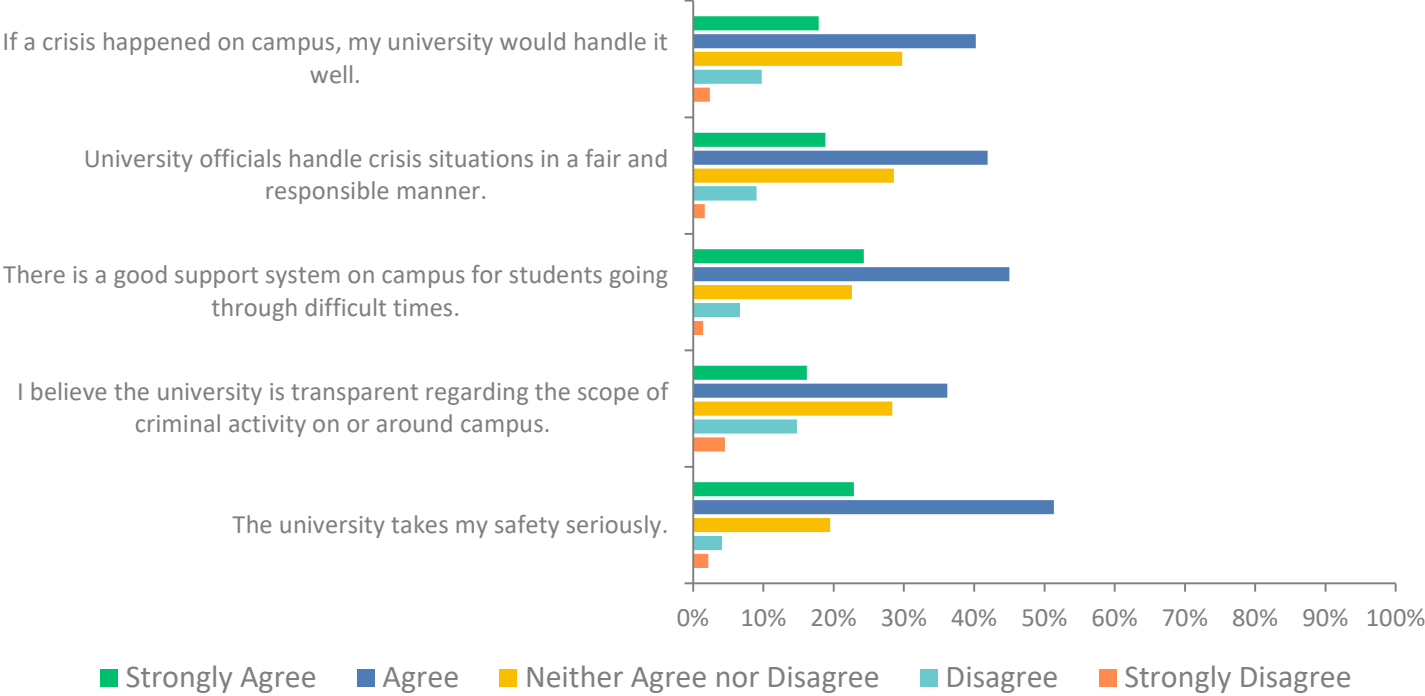
Q8: Which of the following categories apply to you? (Check all that apply)

Answered: 383 Skipped: 115

ANSWER CHOICES	RESPONSES	
First generation college student whose parents or caregivers do not have any postsecondary education experience.	32.64%	125
Fraternity or sorority member	15.40%	59
International student on a F-1 visa	5.48%	21
NCAA student-athlete (currently rostered)	35.77%	137
Intramural or non-NCAA Sports	9.40%	36
Student with a disability	5.48%	21
Transfer student	12.53%	48
Veteran or active duty service member	2.35%	9
Visiting or exchange student	0%	0
Graduate or Professional School student	12.27%	47
Member of a Performing Arts Group including theatre and music	8.36%	32
Prefer not to answer	0%	0
TOTAL		535

Q9: Below are statements about your views on Ashland University's response to difficult or dangerous situations. Please indicate the extent to which you agree or disagree with each:

Answered: 420 Skipped: 78



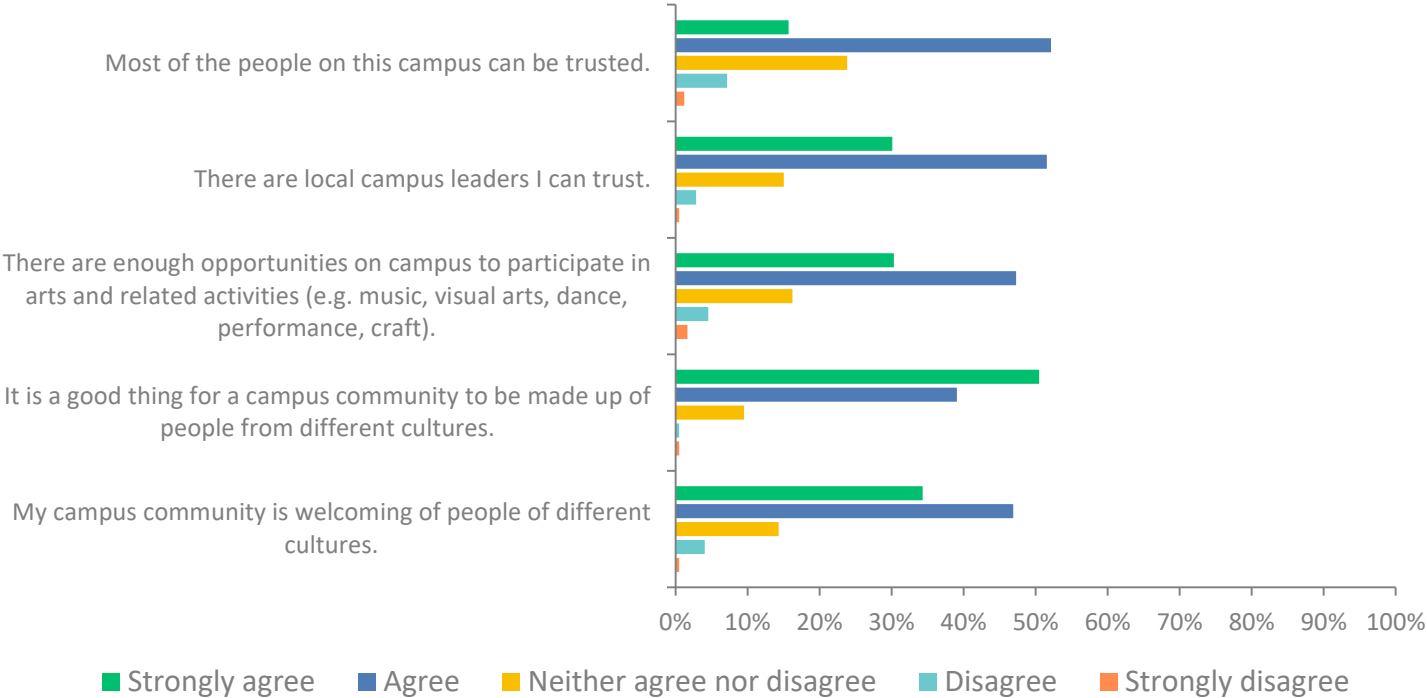
Q9: Below are statements about your views on Ashland University's response to difficult or dangerous situations. Please indicate the extent to which you agree or disagree with each:

Answered: 420 Skipped: 78

If a crisis happened on my campus, University officials would...	STRONGLY AGREE	AGREE	NEITHER AGREE NOR DISAGREE	DISAGREE	STRONGLY DISAGREE	TOTAL	WEIGHTED AVERAGE
handle it well.	17.86% 75	40.24% 169	29.76% 125	9.76% 41	2.38% 10	420	3.61
handle it in a fair and responsible manner.	18.81% 79	41.90% 176	28.57% 120	9.05% 38	1.67% 7	420	3.67
Support students well	24.29% 102	45.00% 189	22.62% 95	6.67% 28	1.43% 6	420	3.84
Be transparent about criminal behavior	16.19% 68	36.19% 152	28.33% 119	14.76% 62	4.52% 19	420	3.45
take my safety seriously.	22.89% 95	51.33% 213	19.52% 81	4.10% 17	2.17% 9	415	3.89

Q10: How strongly do you agree or disagree with the following statements:

Answered: 420 Skipped: 78



Q10: How strongly do you agree or disagree with the following statements:

Answered: 420 Skipped: 78

	STRONGLY AGREE	AGREE	NEITHER AGREE NOR DISAGREE	DISAGREE	STRONGLY DISAGREE	TOTAL	WEIGHTED AVERAGE
Most of the people on this campus can be trusted.	15.71% 66	52.14% 219	23.81% 100	7.14% 30	1.19% 5	420	3.74
There are local campus leaders I can trust.	30.07% 126	51.55% 216	15.04% 63	2.86% 12	0.48% 2	419	4.08
There are enough opportunities on campus to participate in arts and related activities (e.g. music, visual arts, dance, performance, craft).	30.31% 127	47.26% 198	16.23% 68	4.53% 19	1.67% 7	419	4

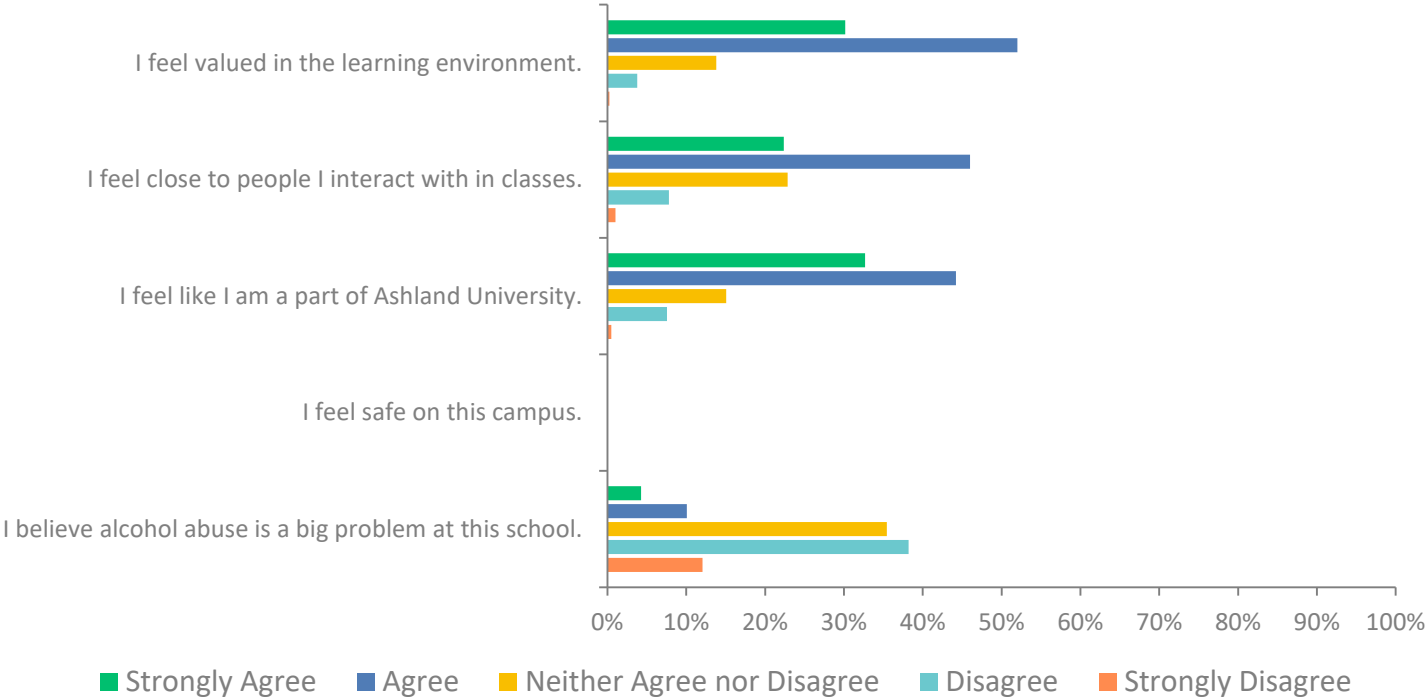
Q10: How strongly do you agree or disagree with the following statements:

Answered: 420 Skipped: 78

	STRONGLY AGREE	AGREE	NEITHER AGREE NOR DISAGREE	DISAGREE	STRONGLY DISAGREE	TOTAL	WEIGHTED AVERAGE
It is a good thing for a campus community to be made up of people from different cultures.	50.48% 212	39.05% 164	9.52% 40	0.48% 2	0.48% 2	420	4.39
My campus community is welcoming of people of different cultures.	34.29% 144	46.90% 197	14.29% 60	4.05% 17	0.48% 2	420	4.10

Q11: Please indicate your level of agreement with the following statements:

Answered: 398 Skipped: 100



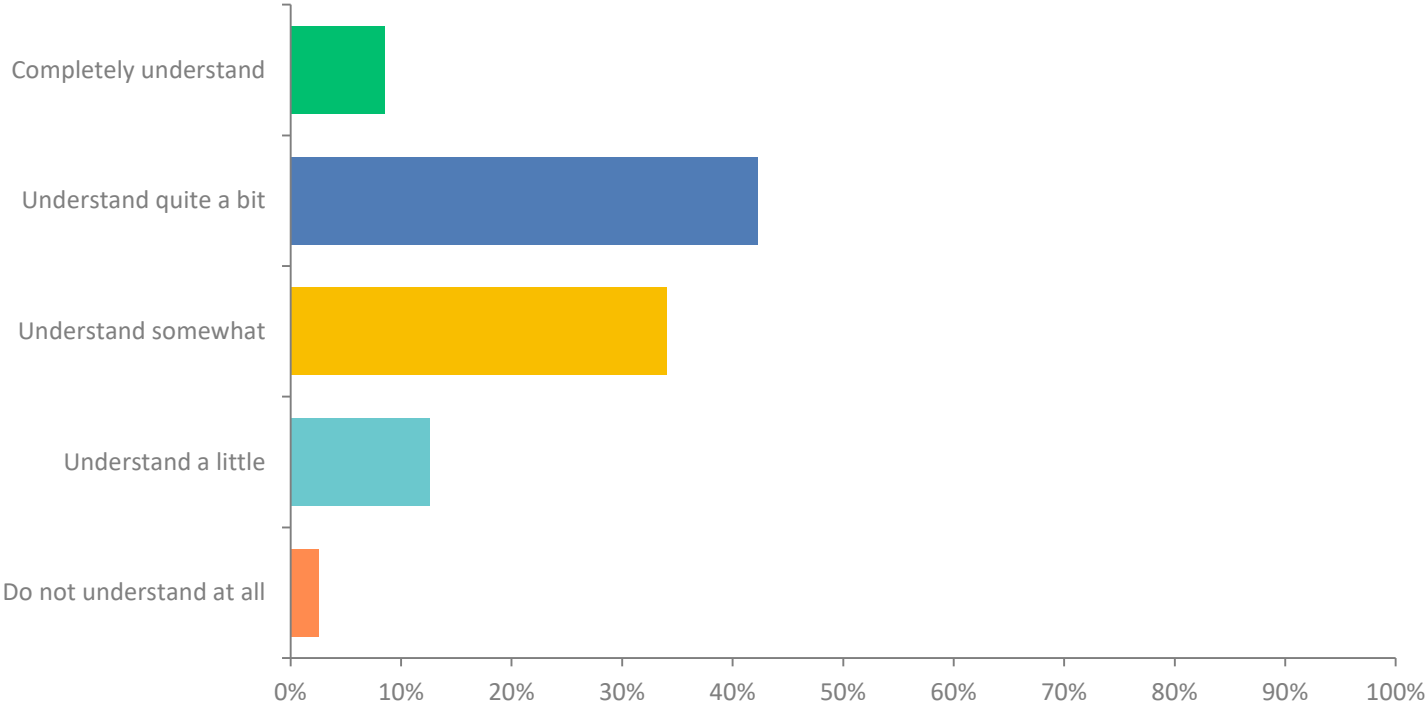
Q11: Please indicate your level of agreement with the following statements:

Answered: 398 Skipped: 100

	STRONGLY AGREE	AGREE	NEITHER AGREE NOR DISAGREE	DISAGREE	STRONGLY DISAGREE	TOTAL	WEIGHTED AVERAGE
I feel valued in the learning environment.	30.15% 120	52.01% 207	13.82% 55	3.77% 15	0.25% 1	398	4.08
I feel close to people I interact with in classes.	22.36% 89	45.98% 183	22.86% 91	7.79% 31	1.01% 4	398	3.81
I feel like I am a part of Ashland University.	32.66% 130	44.22% 176	15.08% 60	7.54% 30	0.50% 2	398	4.01
I feel safe on this campus.	0% 0	0% 0	0% 0	0% 0	0% 0	0	0
I believe alcohol abuse is a big problem at this school.	4.27% 17	10.05% 40	35.43% 141	38.19% 152	12.06% 48	398	2.56

Q12: How well do people at Ashland University understand you as a person?

Answered: 397 Skipped: 101



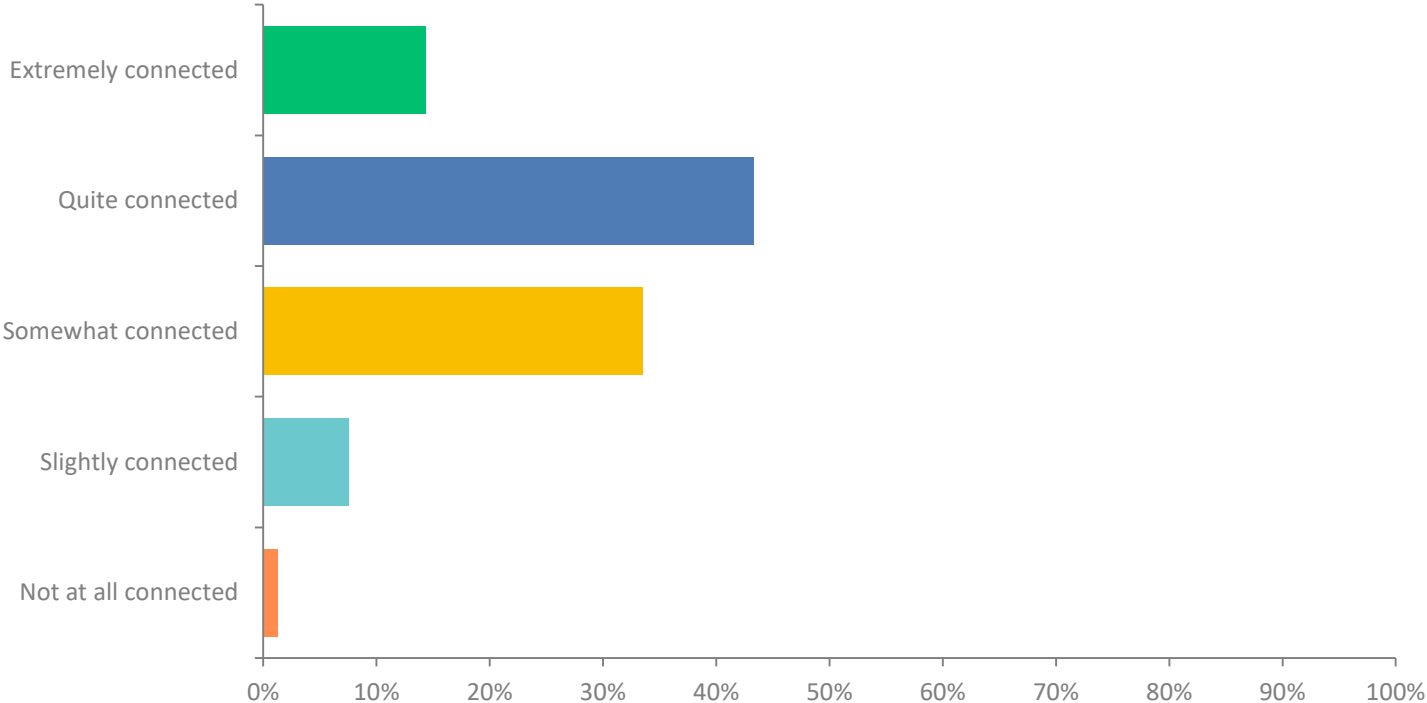
Q12: How well do people at Ashland University understand you as a person?

Answered: 397 Skipped: 101

ANSWER CHOICES	RESPONSES	
Completely understand	8.56%	34
Understand quite a bit	42.32%	168
Understand somewhat	34.01%	135
Understand a little	12.59%	50
Do not understand at all	2.52%	10
TOTAL		397

Q13: How connected do you feel to the staff at Ashland University?

Answered: 397 Skipped: 101



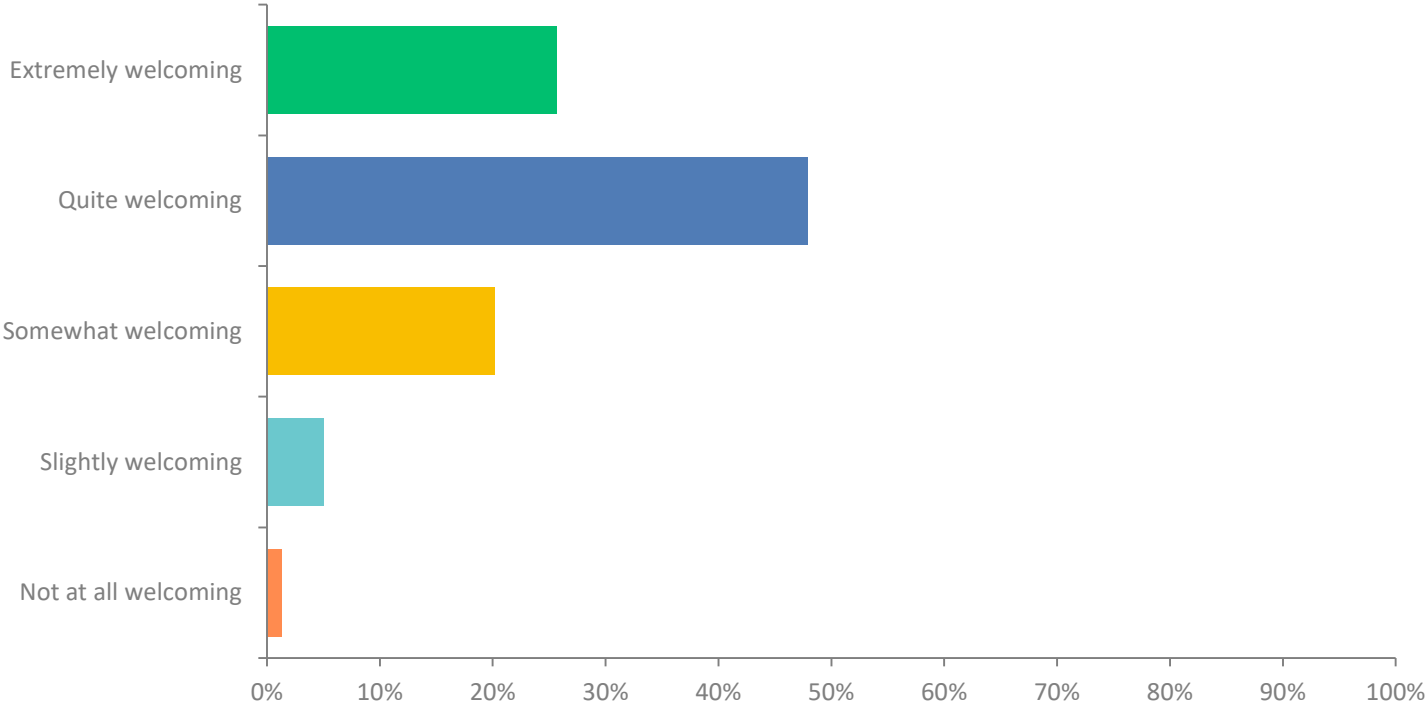
Q13: How connected do you feel to the staff at Ashland University?

Answered: 397 Skipped: 101

ANSWER CHOICES	RESPONSES	
Extremely connected	14.36%	57
Quite connected	43.32%	172
Somewhat connected	33.50%	133
Slightly connected	7.56%	30
Not at all connected	1.26%	5
TOTAL		397

Q14: How welcoming have you found Ashland University to be?

Answered: 397 Skipped: 101



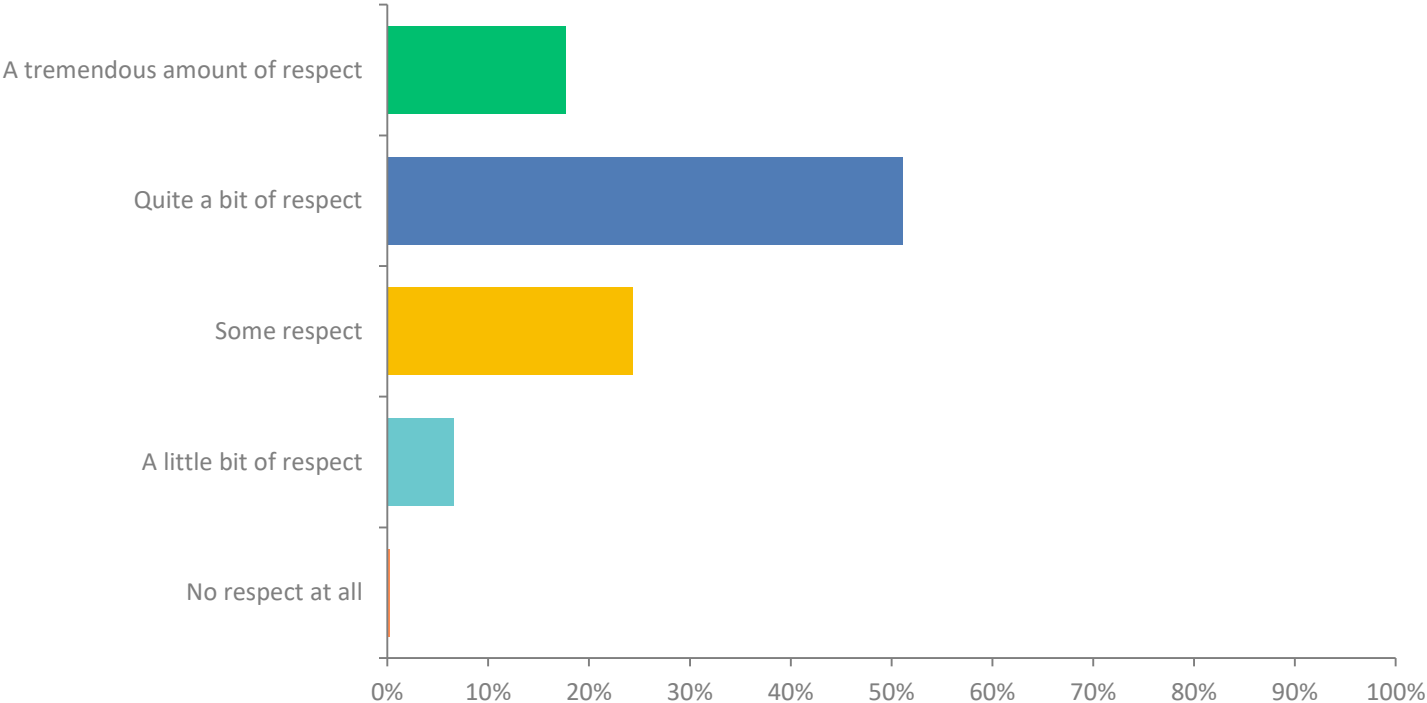
Q14: How welcoming have you found Ashland University to be?

Answered: 397 Skipped: 101

ANSWER CHOICES	RESPONSES	
Extremely welcoming	25.69%	102
Quite welcoming	47.86%	190
Somewhat welcoming	20.15%	80
Slightly welcoming	5.04%	20
Not at all welcoming	1.26%	5
TOTAL		397

Q15: How much respect do other students at Ashland University show toward you?

Answered: 395 Skipped: 103



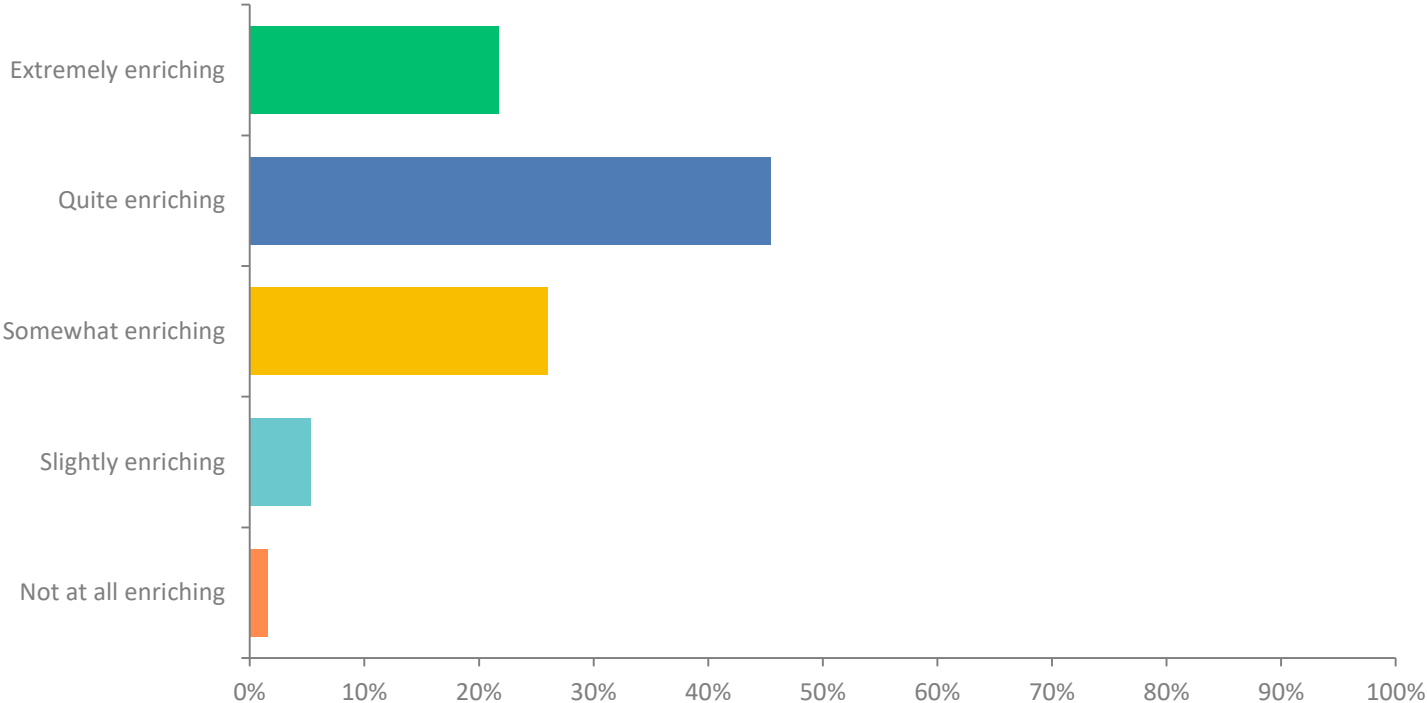
Q15: How much respect do other students at Ashland University show toward you?

Answered: 395 Skipped: 103

ANSWER CHOICES	RESPONSES	
A tremendous amount of respect	17.72%	70
Quite a bit of respect	51.14%	202
Some respect	24.30%	96
A little bit of respect	6.58%	26
No respect at all	0.25%	1
TOTAL		395

Q16: How enriching is your experience at Ashland University?

Answered: 396 Skipped: 102



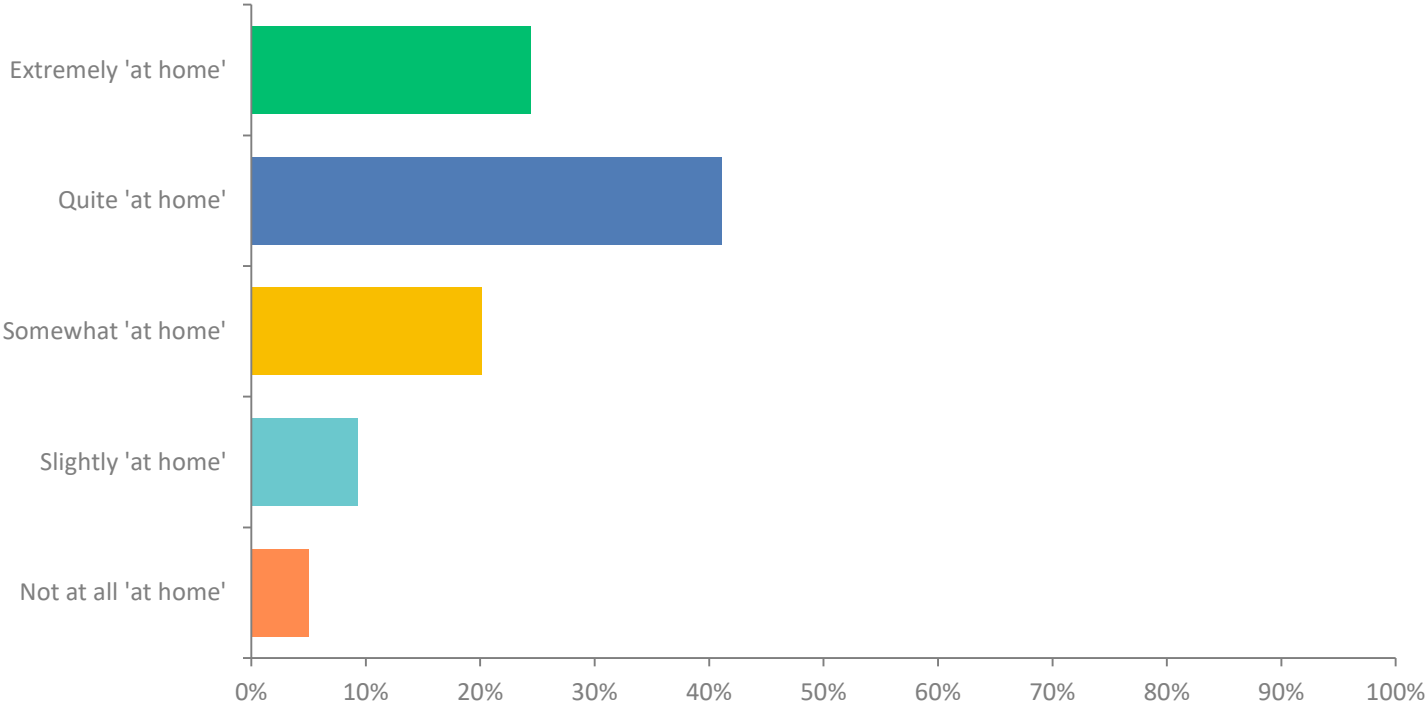
Q16: How enriching is your experience at Ashland University?

Answered: 396 Skipped: 102

ANSWER CHOICES	RESPONSES	
Extremely enriching	21.72%	86
Quite enriching	45.45%	180
Somewhat enriching	26.01%	103
Slightly enriching	5.30%	21
Not at all enriching	1.52%	6
TOTAL		396

Q17: How 'at home' do you feel at Ashland University?

Answered: 397 Skipped: 101



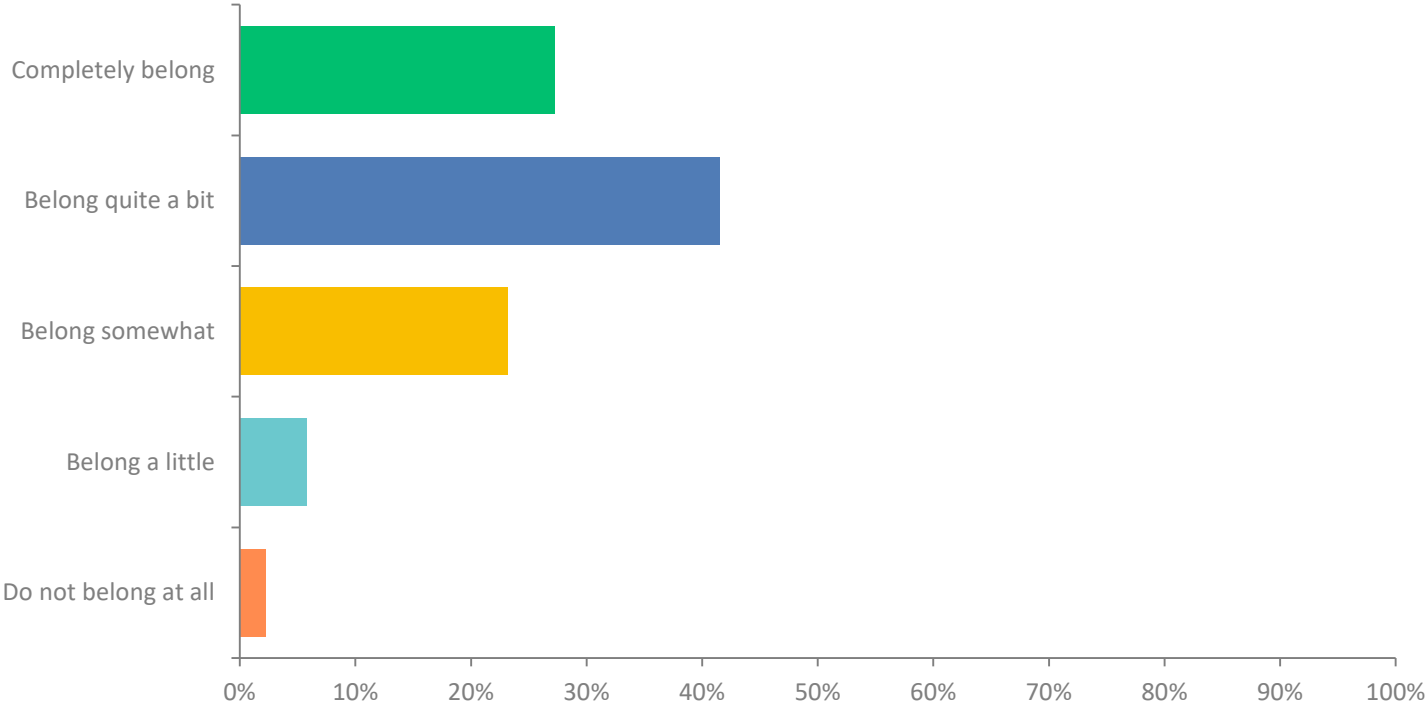
Q17: How 'at home' do you feel at Ashland University?

Answered: 397 Skipped: 101

ANSWER CHOICES	RESPONSES	
Extremely 'at home'	24.43%	97
Quite 'at home'	41.06%	163
Somewhat 'at home'	20.15%	80
Slightly 'at home'	9.32%	37
Not at all 'at home'	5.04%	20
TOTAL		397

Q18: Overall, how much do you feel like you belong at Ashland University?

Answered: 397 Skipped: 101



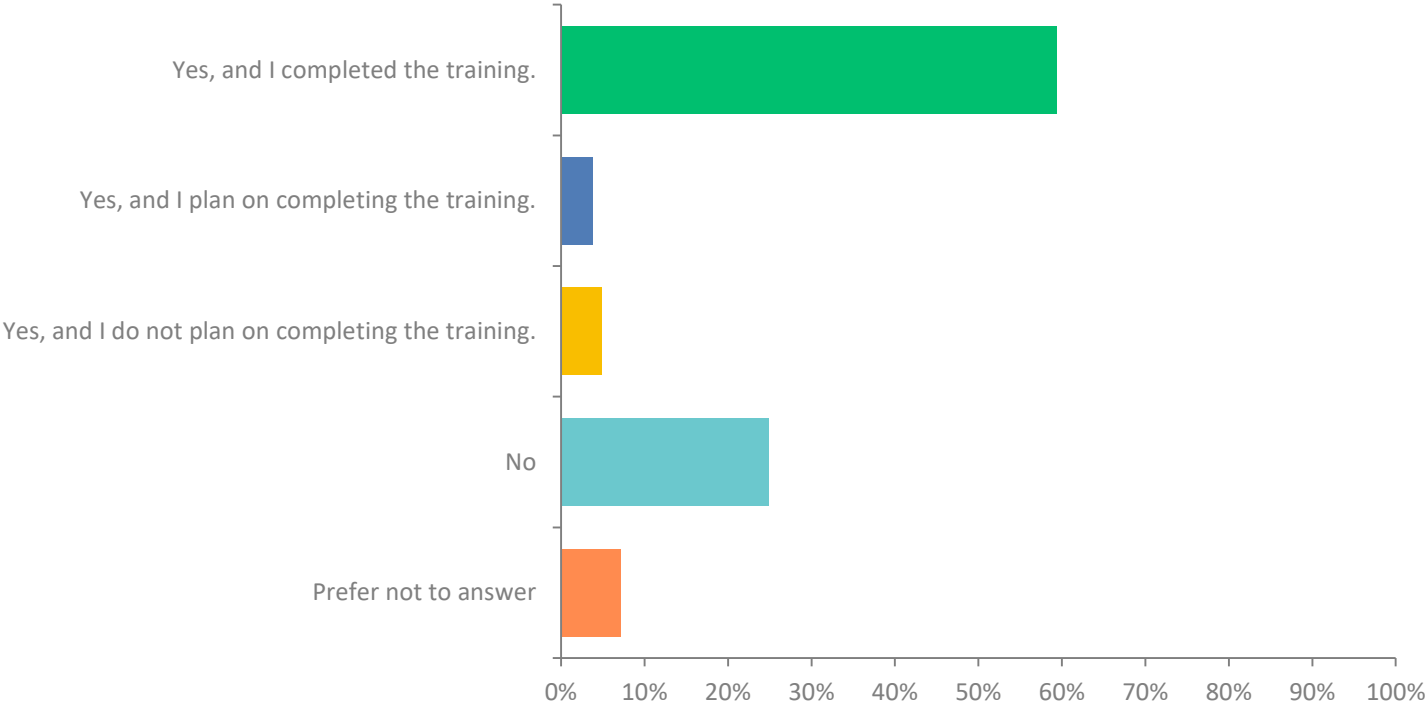
Q18: Overall, how much do you feel like you belong at Ashland University?

Answered: 397 Skipped: 101

ANSWER CHOICES	RESPONSES	
Completely belong	27.20%	108
Belong quite a bit	41.56%	165
Belong somewhat	23.17%	92
Belong a little	5.79%	23
Do not belong at all	2.27%	9
TOTAL		397

Q19: Since attending this college, have you been offered training on the prevention of sexual misconduct? (Examples would include an online training, a workshop, a session, or a course.)

Answered: 394 Skipped: 104



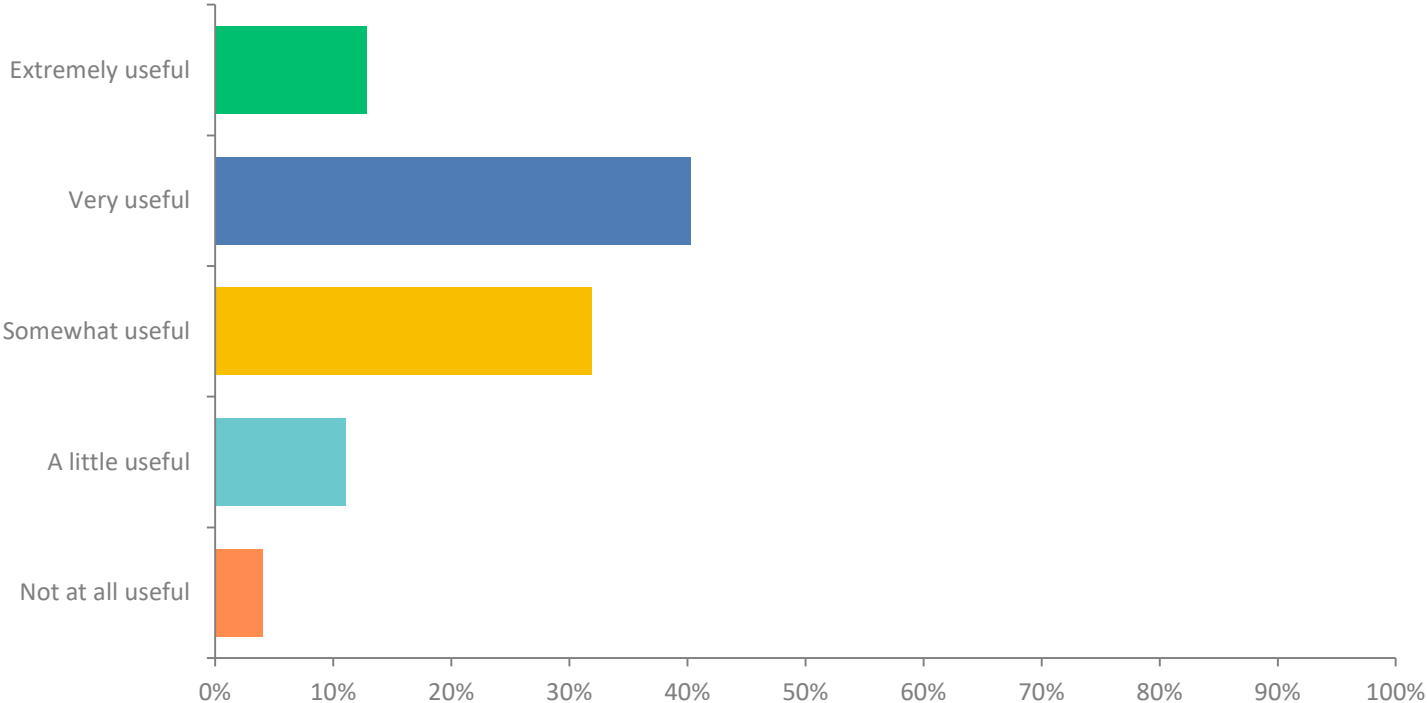
Q19: Since attending this college, have you been offered training on the prevention of sexual misconduct? (Examples would include an online training, a workshop, a session, or a course.)

Answered: 394 Skipped: 104

ANSWER CHOICES	RESPONSES	
Yes, and I completed the training.	59.39%	234
Yes, and I plan on completing the training.	3.81%	15
Yes, and I do not plan on completing the training.	4.82%	19
No	24.87%	98
Prefer not to answer	7.11%	28
TOTAL		394

Q20: If yes, how useful did you think the training was?

Answered: 226 Skipped: 272



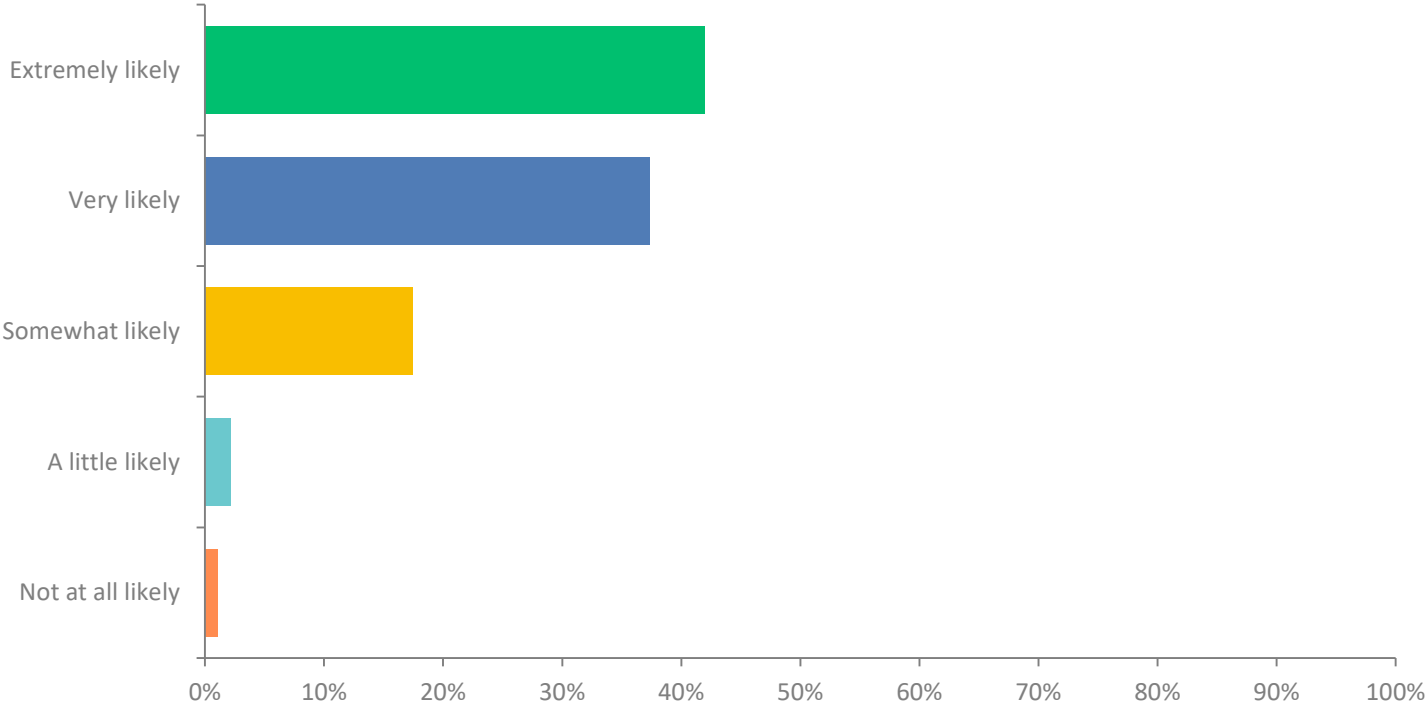
Q20: If yes, how useful did you think the training was?

Answered: 226 Skipped: 272

ANSWER CHOICES	RESPONSES	
Extremely useful	12.83%	29
Very useful	40.27%	91
Somewhat useful	31.86%	72
A little useful	11.06%	25
Not at all useful	3.98%	9
TOTAL		226

Q22: How likely is it that you would take action if you observed a situation you believe was, or could have led to, sexual misconduct?

Answered: 372 Skipped: 126



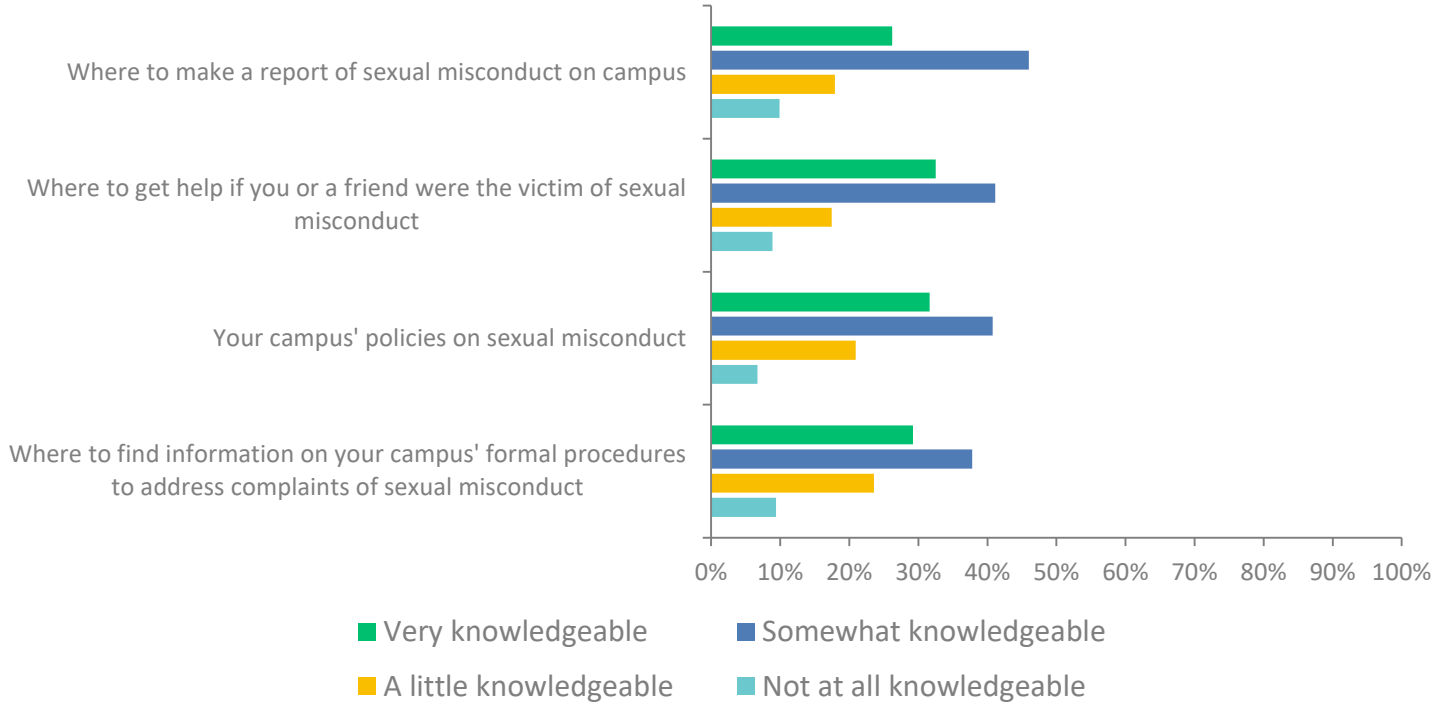
Q22: How likely is it that you would take action if you observed a situation you believe was, or could have led to, sexual misconduct?

Answered: 372 Skipped: 126

ANSWER CHOICES	RESPONSES	
Extremely likely	41.94%	156
Very likely	37.37%	139
Somewhat likely	17.47%	65
A little likely	2.15%	8
Not at all likely	1.08%	4
TOTAL		372

Q23: How knowledgeable are you about each of the following?

Answered: 374 Skipped: 124



Q23: How knowledgeable are you about each of the following?

Answered: 374 Skipped: 124

	VERY KNOWLEDGE ABLE	SOMEWHAT KNOWLEDGE ABLE	A LITTLE KNOWLEDGE ABLE	NOT AT ALL KNOWLEDGE ABLE	TOTAL	WEIGHTED AVERAGE
Where to make a report of sexual misconduct on campus	26.20% 98	45.99% 172	17.91% 67	9.89% 37	374	2.89
Where to get help if you or a friend were the victim of sexual misconduct	32.53% 121	41.13% 153	17.47% 65	8.87% 33	372	2.97
Your campus' policies on sexual misconduct	31.64% 118	40.75% 152	20.91% 78	6.70% 25	373	2.97
Where to find information on your campus' formal procedures to address complaints of sexual misconduct	29.22% 109	37.80% 141	23.59% 88	9.38% 35	373	2.87

Q24: If someone were to report an incident of sexual misconduct to a campus official, how likely is it that...

Answered: 372 Skipped: 126



Q24: If someone were to report an incident of sexual misconduct to a campus official, how likely is it that...

Answered: 372 Skipped: 126

	EXTREMELY LIKELY	VERY LIKELY	SOMEWHAT LIKELY	A LITTLE BIT LIKELY	NOT AT ALL LIKELY	TOTAL	WEIGHTED AVERAGE
Campus officials would take the report seriously.	32.08% 119	40.43% 150	16.98% 63	7.01% 26	3.50% 13	371	3.91
Campus officials would support the person making the report.	32.35% 120	39.89% 148	18.60% 69	5.39% 20	3.77% 14	371	3.92
Campus officials would take action against the alleged offender(s).	26.29% 97	33.88% 125	25.47% 94	7.86% 29	6.50% 24	369	3.66

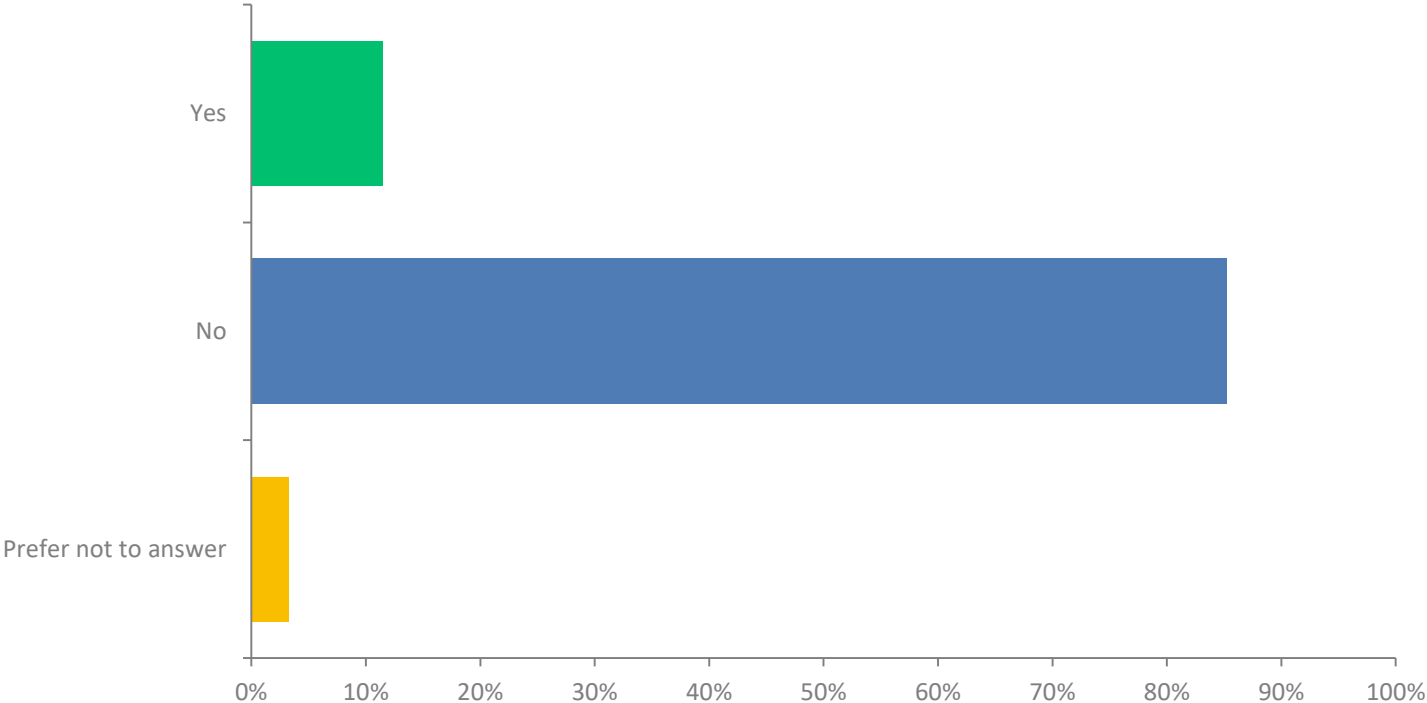
Q24: If someone were to report an incident of sexual misconduct to a campus official, how likely is it that...

Answered: 372 Skipped: 126

	EXTREMELY LIKELY	VERY LIKELY	SOMEWHAT LIKELY	A LITTLE BIT LIKELY	NOT AT ALL LIKELY	TOTAL	WEIGHTED AVERAGE
Campus officials would take steps to protect the person making the report from retaliation.	27.72% 102	36.68% 135	21.20% 78	9.78% 36	4.62% 17	368	3.73
Campus officials would conduct a careful investigation in order to determine what happened.	26.49% 98	38.65% 143	22.70% 84	7.30% 27	4.86% 18	370	3.75
Individuals who were accused of perpetrating sexual misconduct would be treated fairly.	24.93% 92	42.28% 156	23.04% 85	5.96% 22	3.79% 14	369	3.79

Q25: Sexual harassment refers to unwelcome sexual advances, requests for sexual favors, and other verbal, written, online, or physical conduct of a sexual nature when the behavior interferes with your education or creates an intimidating, hostile, or offensive environment. Since attending your university, have you experienced sexual harassment?

Answered: 366 Skipped: 132



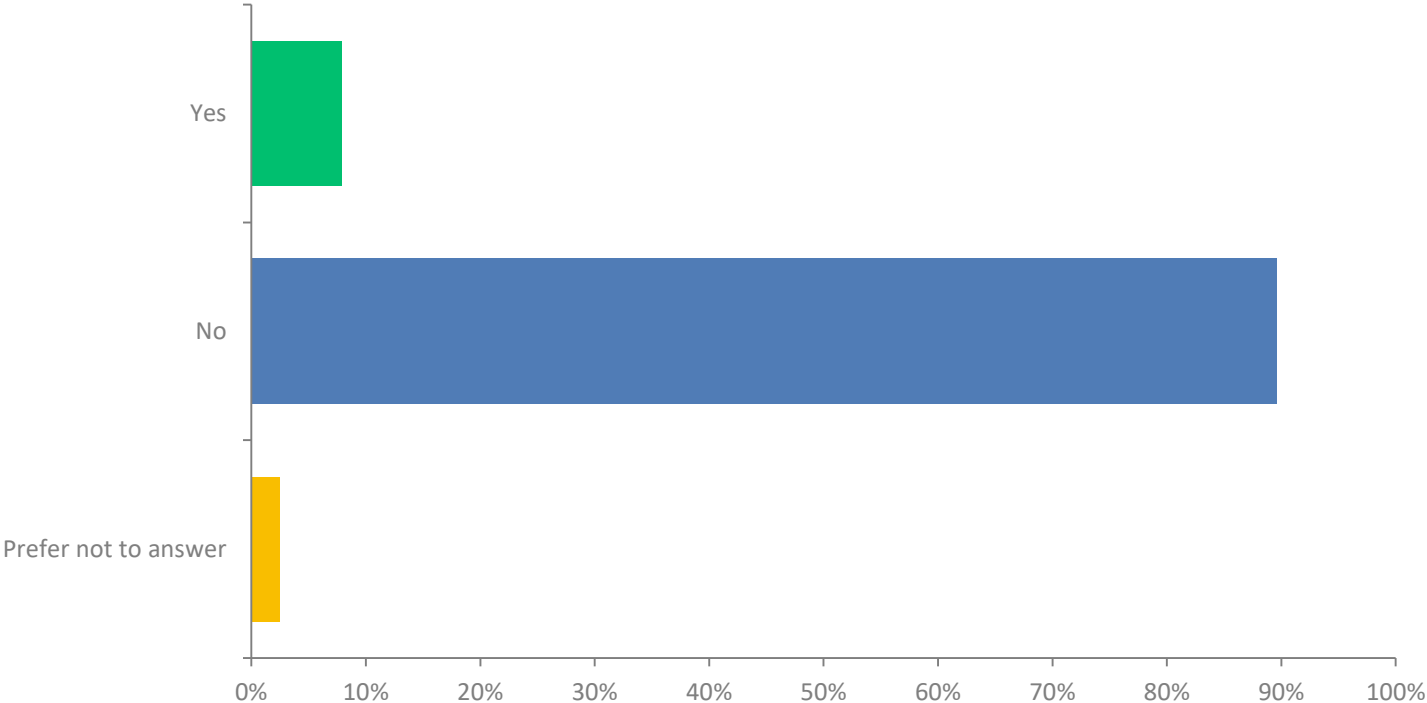
Q25: Sexual harassment refers to unwelcome sexual advances, requests for sexual favors, and other verbal, written, online, or physical conduct of a sexual nature when the behavior interferes with your education or creates an intimidating, hostile, or offensive environment. Since attending your university, have you experienced sexual harassment?

Answered: 366 Skipped: 132

ANSWER CHOICES	RESPONSES	
Yes	11.48%	42
No	85.25%	312
Prefer not to answer	3.28%	12
TOTAL		366

Q26: Stalking refers to a pattern of behavior that makes you feel nervous, harassed, and fearful for your personal safety. It is when someone repeatedly contacts you, follows you, sends you things, talks to you when you don't want them to, or threatens you. Since attending your university, have you experienced stalking?

Answered: 366 Skipped: 132



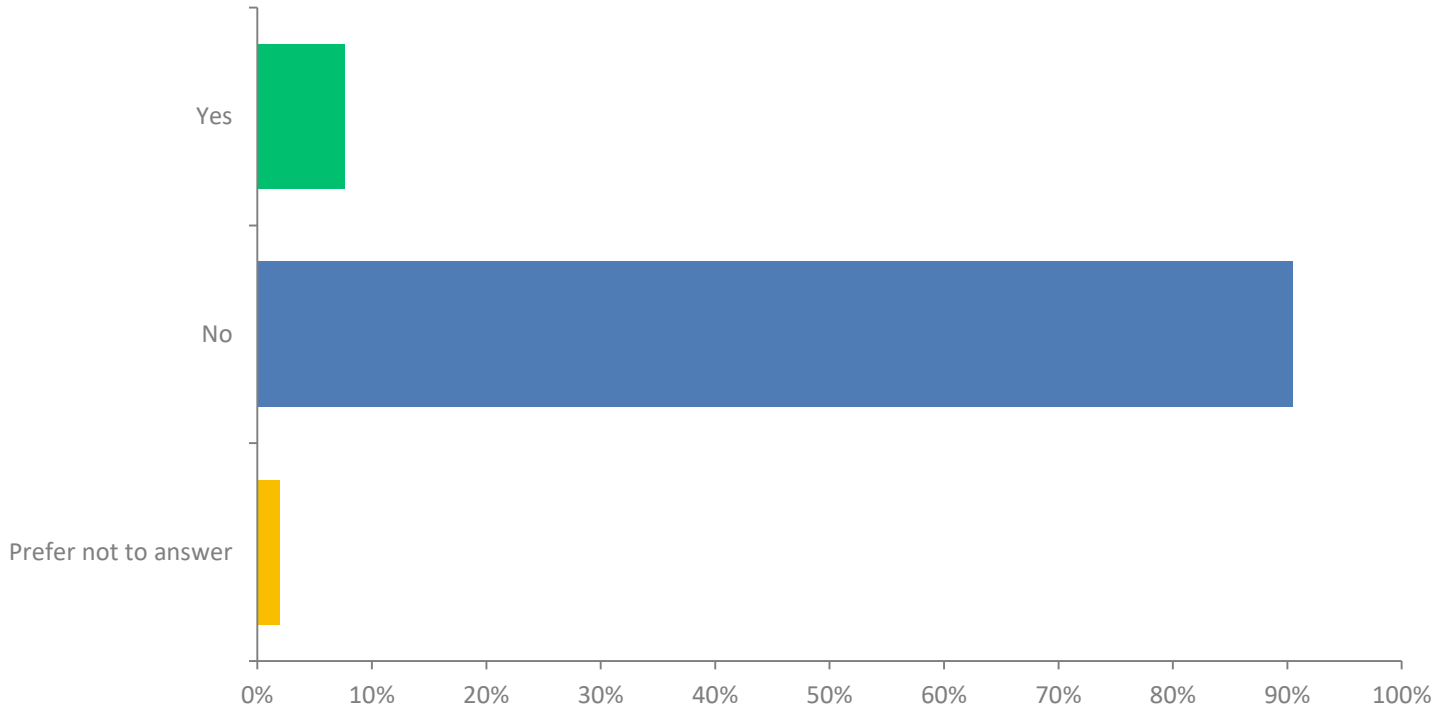
Q26: Stalking refers to a pattern of behavior that makes you feel nervous, harassed, and fearful for your personal safety. It is when someone repeatedly contacts you, follows you, sends you things, talks to you when you don't want them to, or threatens you. Since attending your university, have you experienced stalking?

Answered: 366 Skipped: 132

ANSWER CHOICES	RESPONSES	
Yes	7.92%	29
No	89.62%	328
Prefer not to answer	2.46%	9
TOTAL		366

Q27: Sexual contact refers to when one person kisses another, touches someone's breast/chest, crotch/groin, or buttocks, or grabs, gropes, or rubs against the other in a sexual way, even if the touching is over the other's clothes. Since attending your university, have you experienced non-consensual sexual contact?

Answered: 367 Skipped: 131



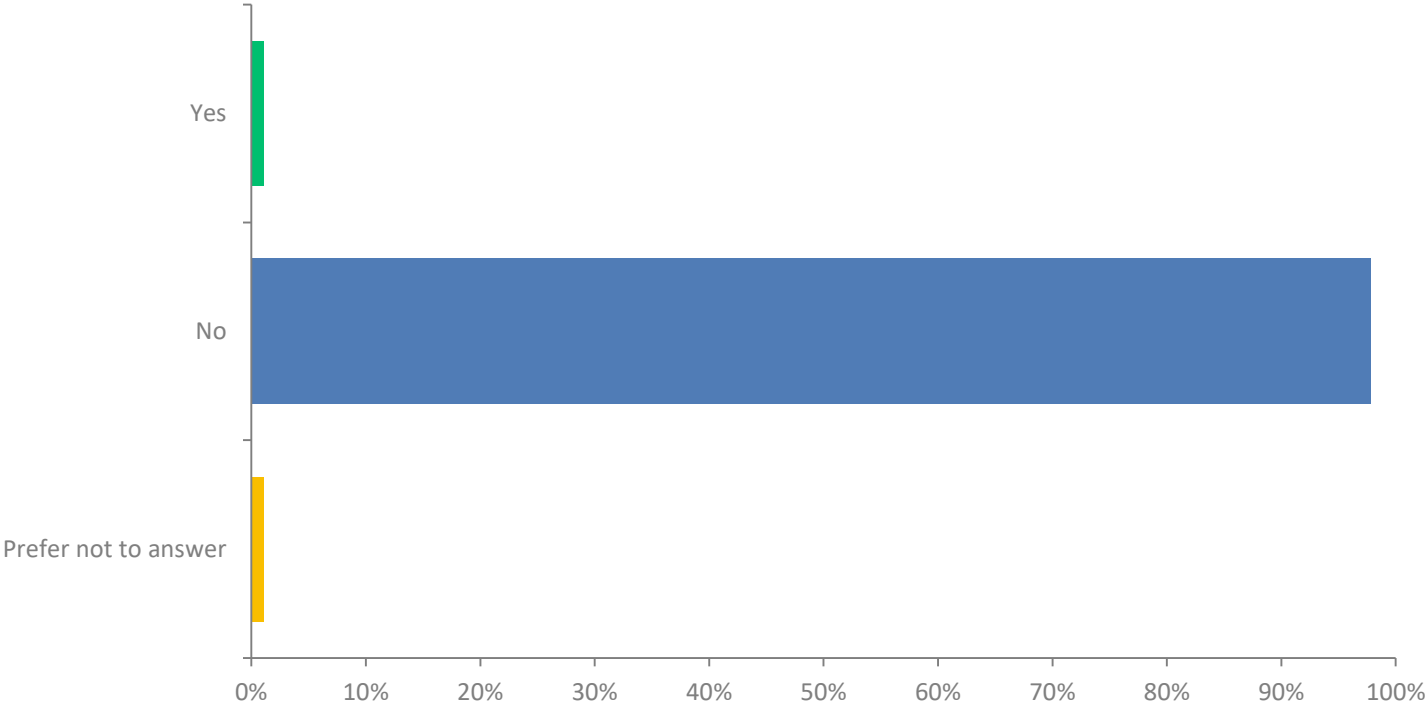
Q27: Sexual contact refers to when one person kisses another, touches someone's breast/chest, crotch/groin, or buttocks, or grabs, gropes, or rubs against the other in a sexual way, even if the touching is over the other's clothes. Since attending your university, have you experienced non-consensual sexual contact?

Answered: 367 Skipped: 131

ANSWER CHOICES	RESPONSES	
Yes	7.63%	28
No	90.46%	332
Prefer not to answer	1.91%	7
TOTAL		367

Q28: Sexual intercourse refers to sexual penetration (when one person puts a penis, finger, or object inside someone else's vagina or anus) and oral sexual contact (when someone's mouth or tongue makes contact with someone else's genitals). Since attending your university, have you experienced non-consensual sexual intercourse?

Answered: 367 Skipped: 131



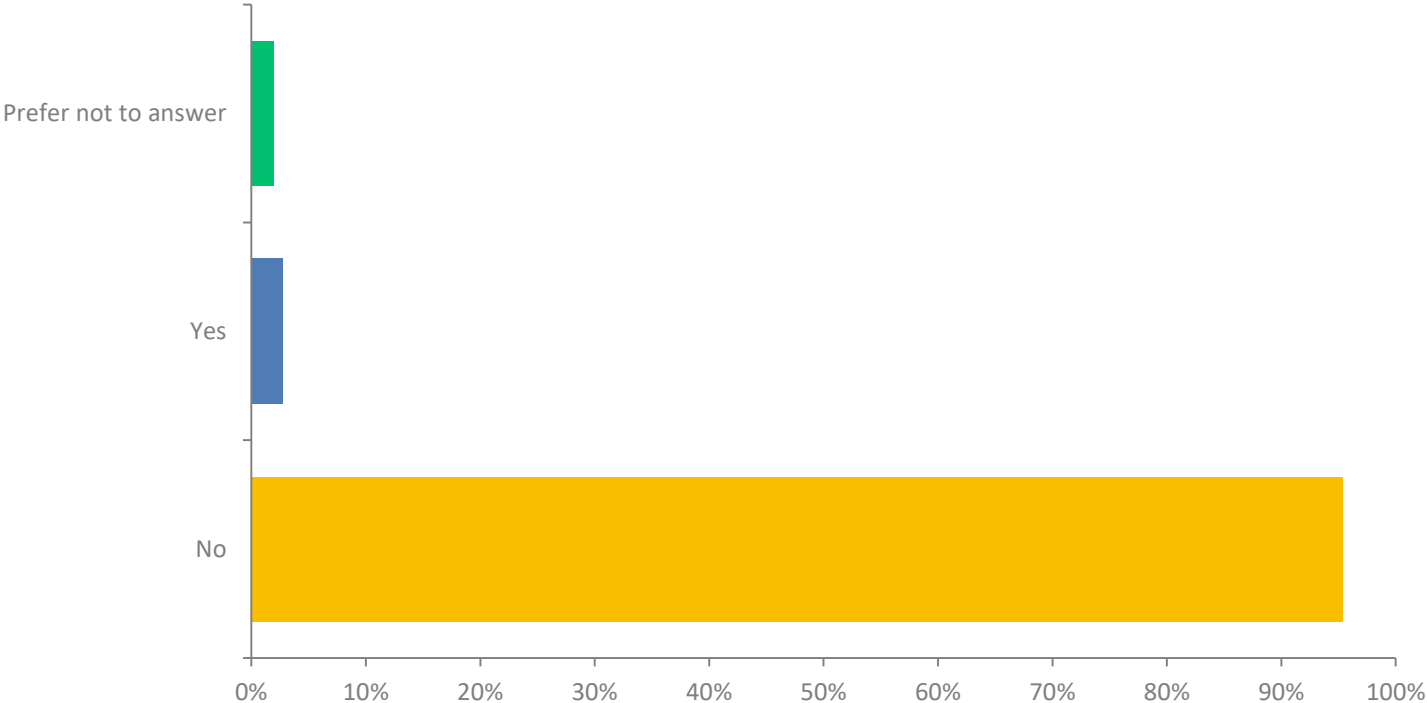
Q28: Sexual intercourse refers to sexual penetration (when one person puts a penis, finger, or object inside someone else's vagina or anus) and oral sexual contact (when someone's mouth or tongue makes contact with someone else's genitals). Since attending your university, have you experienced non-consensual sexual intercourse?

Answered: 367 Skipped: 131

ANSWER CHOICES	RESPONSES	
Yes	1.09%	4
No	97.82%	359
Prefer not to answer	1.09%	4
TOTAL		367

Q29: Since attending Ashland University, have you experienced intimate partner violence?

Answered: 366 Skipped: 132



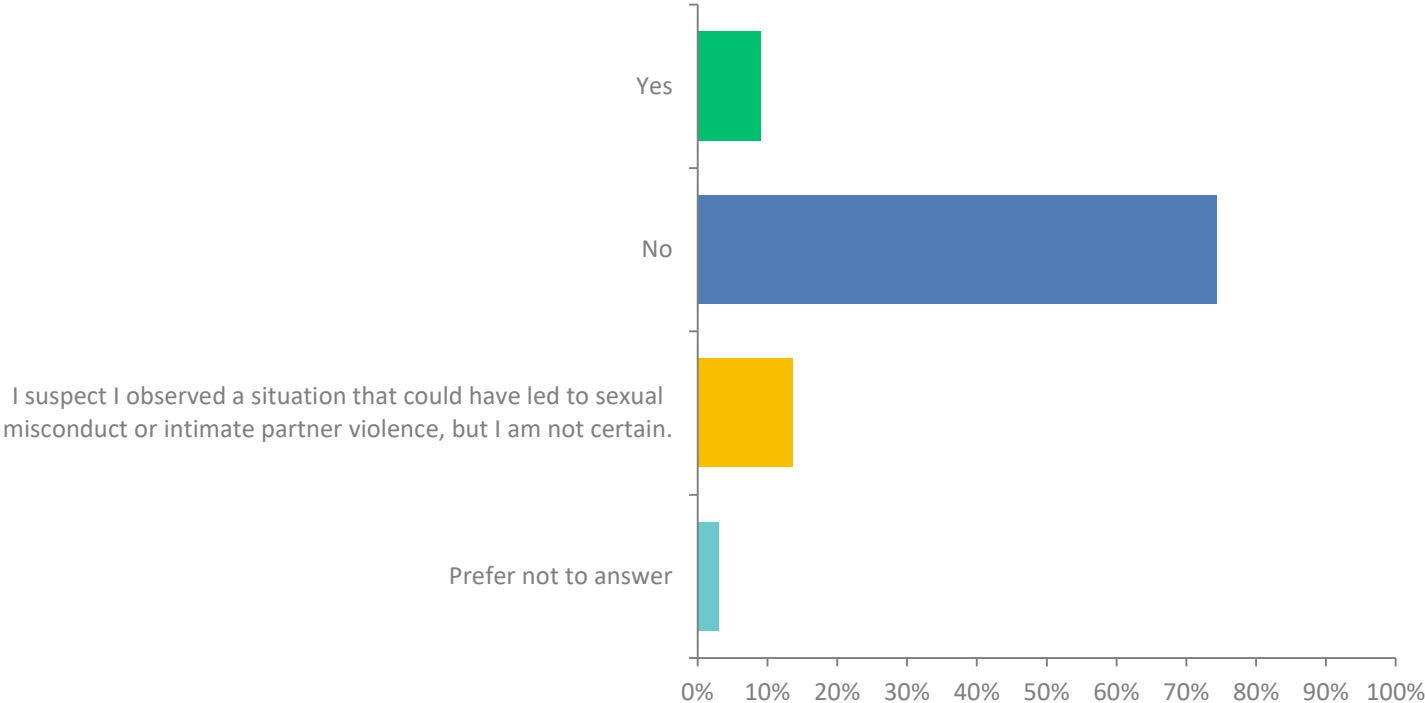
Q29: Since attending Ashland University, have you experienced intimate partner violence?

Answered: 366 Skipped: 132

ANSWER CHOICES	RESPONSES	
Prefer not to answer	1.91%	7
Yes	2.73%	10
No	95.36%	349
TOTAL		366

Q30: Since attending Ashland University, have you observed a situation on campus that you believe could have led to sexual misconduct or intimate partner violence?

Answered: 366 Skipped: 132



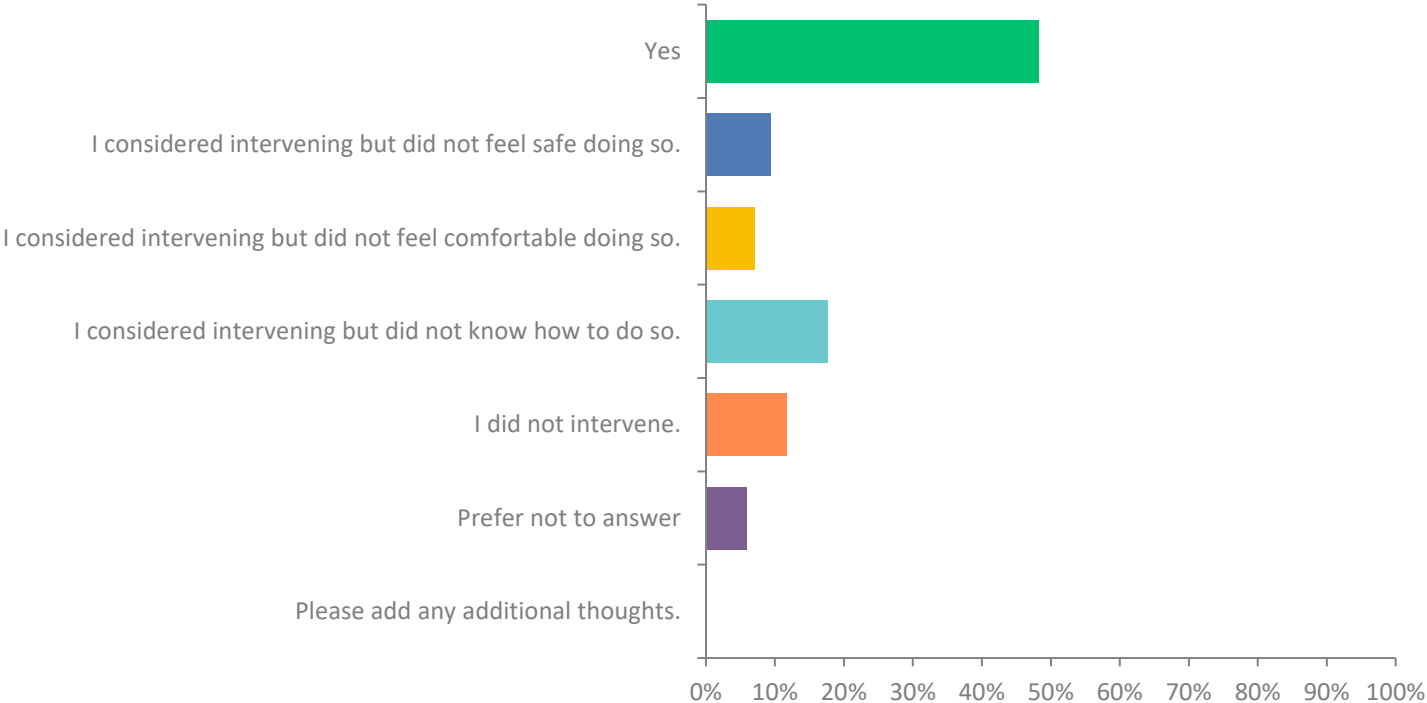
Q30: Since attending Ashland University, have you observed a situation on campus that you believe could have led to sexual misconduct or intimate partner violence?

Answered: 366 Skipped: 132

ANSWER CHOICES	RESPONSES	
Yes	9.02%	33
No	74.32%	272
I suspect I observed a situation that could have led to sexual misconduct or intimate partner violence, but I am not certain.	13.66%	50
Prefer not to answer	3.01%	11
TOTAL		366

Q31: Did you intervene?

Answered: 85 Skipped: 413



Q31: Did you intervene?

Answered: 85 Skipped: 413

ANSWER CHOICES	RESPONSES	
Yes	48.24%	41
I considered intervening but did not feel safe doing so.	9.41%	8
I considered intervening but did not feel comfortable doing so.	7.06%	6
I considered intervening but did not know how to do so.	17.65%	15
I did not intervene.	11.76%	10
Prefer not to answer	5.88%	5
Please add any additional thoughts.	0%	0
TOTAL		85

Q32: How did you intervene? (Check all that apply.)

Answered: 38 Skipped: 460



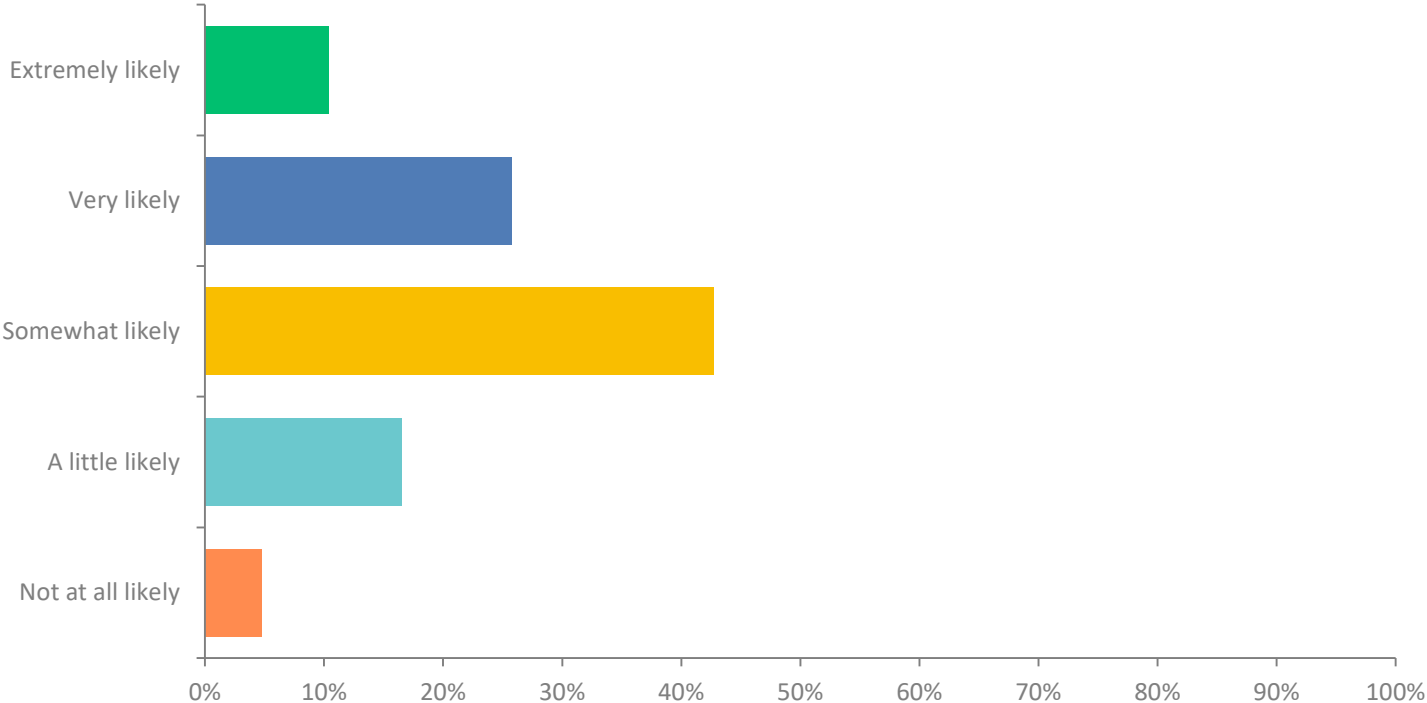
Q32: How did you intervene? (Check all that apply.)

Answered: 38 Skipped: 460

ANSWER CHOICES	RESPONSES	
I stepped in and separated the people involved in the situation.	63.16%	24
I asked the person who appeared to be at risk if they needed help.	50.0%	19
I confronted the person who appeared to be causing the situation.	26.32%	10
I created a distraction to cause one or more of the people to disengage from the situation.	18.42%	7
I asked others to step in as a group and diffuse the situation.	26.32%	10
I told someone in a position of authority about the situation.	18.42%	7
I offered emotional support to the person who was victimized.	23.68%	9
I recommended the person to counseling resources.	13.16%	5
I did something else. Fill in:	15.79%	6
TOTAL		97

Q33: How likely do you think it is that other students at Ashland University would intervene if they witnessed sexual misconduct or intimate partner violence?

Answered: 358 Skipped: 140



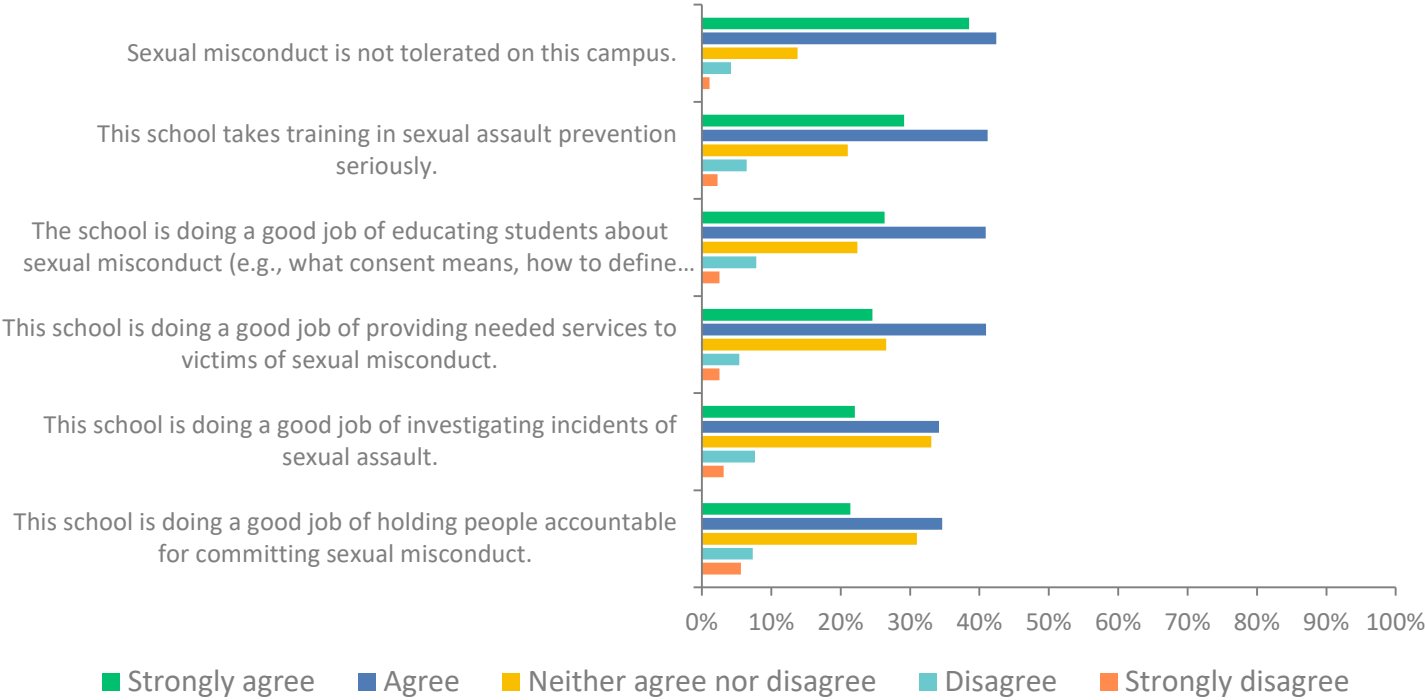
Q33: How likely do you think it is that other students at Ashland University would intervene if they witnessed sexual misconduct or intimate partner violence?

Answered: 358 Skipped: 140

ANSWER CHOICES	RESPONSES	
Extremely likely	10.34%	37
Very likely	25.70%	92
Somewhat likely	42.74%	153
A little likely	16.48%	59
Not at all likely	4.75%	17
TOTAL		358

Q34: Please indicate how much you agree or disagree with each of the following statements. Please answer as best you can when thinking about Ashland University.

Answered: 357 Skipped: 141



Q34: Please indicate how much you agree or disagree with each of the following statements. Please answer as best you can when thinking about Ashland University.

Answered: 357 Skipped: 141

	STRONGLY AGREE	AGREE	NEITHER AGREE NOR DISAGREE	DISAGREE	STRONGLY DISAGREE	TOTAL	WEIGHTED AVERAGE
Sexual misconduct is not tolerated on this campus.	38.48% 137	42.42% 151	13.76% 49	4.21% 15	1.12% 4	356	4.13
This school takes training in sexual assault prevention seriously.	29.13% 104	41.18% 147	21.01% 75	6.44% 23	2.24% 8	357	3.89
The school is doing a good job of educating students about sexual misconduct (e.g., what consent means, how to define sexual misconduct, how to look out for one another).	26.33% 94	40.90% 146	22.41% 80	7.84% 28	2.52% 9	357	3.81

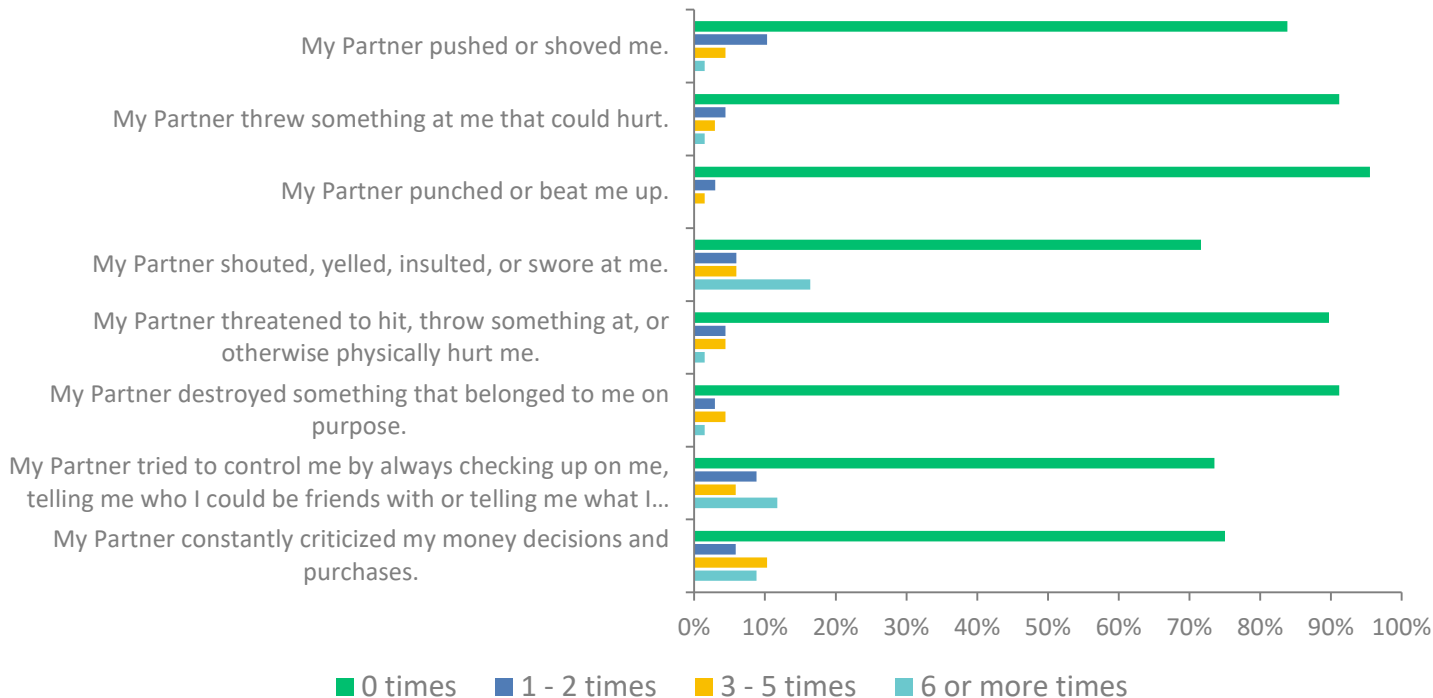
Q34: Please indicate how much you agree or disagree with each of the following statements. Please answer as best you can when thinking about Ashland University.

Answered: 357 Skipped: 141

	STRONGLY AGREE	AGREE	NEITHER AGREE NOR DISAGREE	DISAGREE	STRONGLY DISAGREE	TOTAL	WEIGHTED AVERAGE
This school is doing a good job of providing needed services to victims of sexual misconduct.	24.58% 87	40.96% 145	26.55% 94	5.37% 19	2.54% 9	354	3.80
This school is doing a good job of investigating incidents of sexual assault.	22.03% 78	34.18% 121	33.05% 117	7.63% 27	3.11% 11	354	3.64
This school is doing a good job of holding people accountable for committing sexual misconduct.	21.41% 76	34.65% 123	30.99% 110	7.32% 26	5.63% 20	355	3.59

Q35: Since attending Ashland University, how many times have you experienced the following:

Answered: 68 Skipped: 430



Q35: Since attending Ashland University, how many times have you experienced the following:

Answered: 68 Skipped: 430

	0 TIMES	1 - 2 TIMES	3 - 5 TIMES	6 OR MORE TIMES	TOTAL	WEIGHTED AVERAGE
My Partner pushed or shoved me.	83.82% 57	10.29% 7	4.41% 3	1.47% 1	68	0.24
My Partner threw something at me that could hurt.	91.18% 62	4.41% 3	2.94% 2	1.47% 1	68	0.15
My Partner punched or beat me up.	95.52% 64	2.99% 2	1.49% 1	0% 0	67	0.06
My Partner shouted, yelled, insulted, or swore at me.	71.64% 48	5.97% 4	5.97% 4	16.42% 11	67	0.67

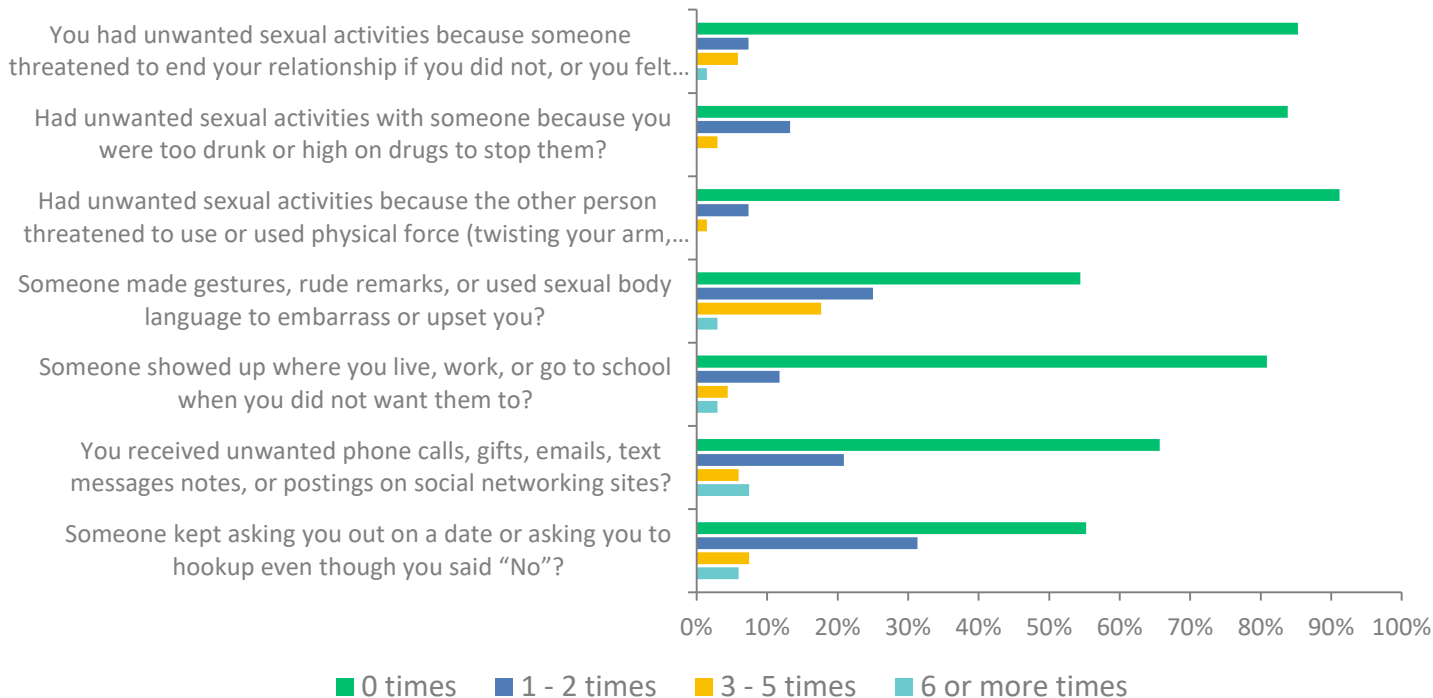
Q35: Since attending Ashland University, how many times have you experienced the following:

Answered: 68 Skipped: 430

	0 TIMES	1 - 2 TIMES	3 - 5 TIMES	6 OR MORE TIMES	TOTAL	WEIGHTED AVERAGE
My Partner threatened to hit, throw something at, or otherwise physically hurt me.	89.71% 61	4.41% 3	4.41% 3	1.47% 1	68	0.18
My Partner destroyed something that belonged to me on purpose.	91.18% 62	2.94% 2	4.41% 3	1.47% 1	68	0.16
My Partner tried to control me by always checking up on me, telling me who I could be friends with or telling me what I could do and when.	73.53% 50	8.82% 6	5.88% 4	11.76% 8	68	0.56
My Partner constantly criticized my money decisions and purchases.	75.00% 51	5.88% 4	10.29% 7	8.82% 6	68	0.53

Q36: Since attending Ashland University, how many times have you experienced the following:

Answered: 68 Skipped: 430



Q36: Since attending Ashland University, how many times have you experienced the following:

Answered: 68 Skipped: 430

	0 TIMES	1 - 2 TIMES	3 - 5 TIMES	6 OR MORE TIMES	TOTAL	WEIGHTED AVERAGE
You had unwanted sexual activities because someone threatened to end your relationship if you did not, or you felt pressured by the other person?	85.29% 58	7.35% 5	5.88% 4	1.47% 1	68	1.24
Had unwanted sexual activities with someone because you were too drunk or high on drugs to stop them?	83.82% 57	13.24% 9	2.94% 2	0% 0	68	1.19
Had unwanted sexual activities because the other person threatened to use or used physical force (twisting your arm, holding you down, etc.)?	91.18% 62	7.35% 5	1.47% 1	0% 0	68	1.10

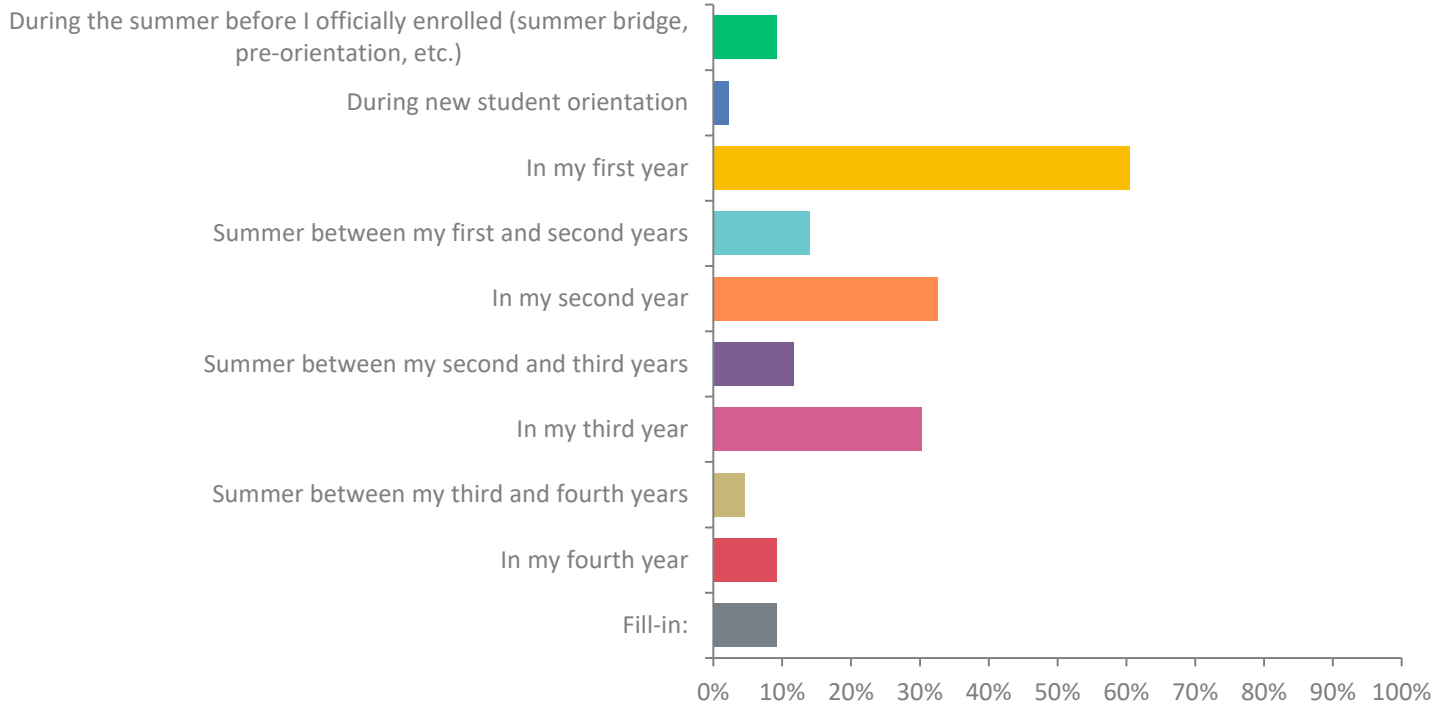
Q36: Since attending Ashland University, how many times have you experienced the following:

Answered: 68 Skipped: 430

	0 TIMES	1 - 2 TIMES	3 - 5 TIMES	6 OR MORE TIMES	TOTAL	WEIGHTED AVERAGE
Someone made gestures, rude remarks, or used sexual body language to embarrass or upset you?	54.41% 37	25.00% 17	17.65% 12	2.94% 2	68	1.69
Someone showed up where you live, work, or go to school when you did not want them to?	80.88% 55	11.76% 8	4.41% 3	2.94% 2	68	1.29
You received unwanted phone calls, gifts, emails, text messages notes, or postings on social networking sites?	65.67% 44	20.90% 14	5.97% 4	7.46% 5	67	1.55
Someone kept asking you out on a date or asking you to hookup even though you said "No"?	55.22% 37	31.34% 21	7.46% 5	5.97% 4	67	1.64

Q37: If you have experienced multiple incidents of sexual misconduct or intimate partner violence since coming to your college, please check all that apply. When did the incident(s) occur?

Answered: 43 Skipped: 455



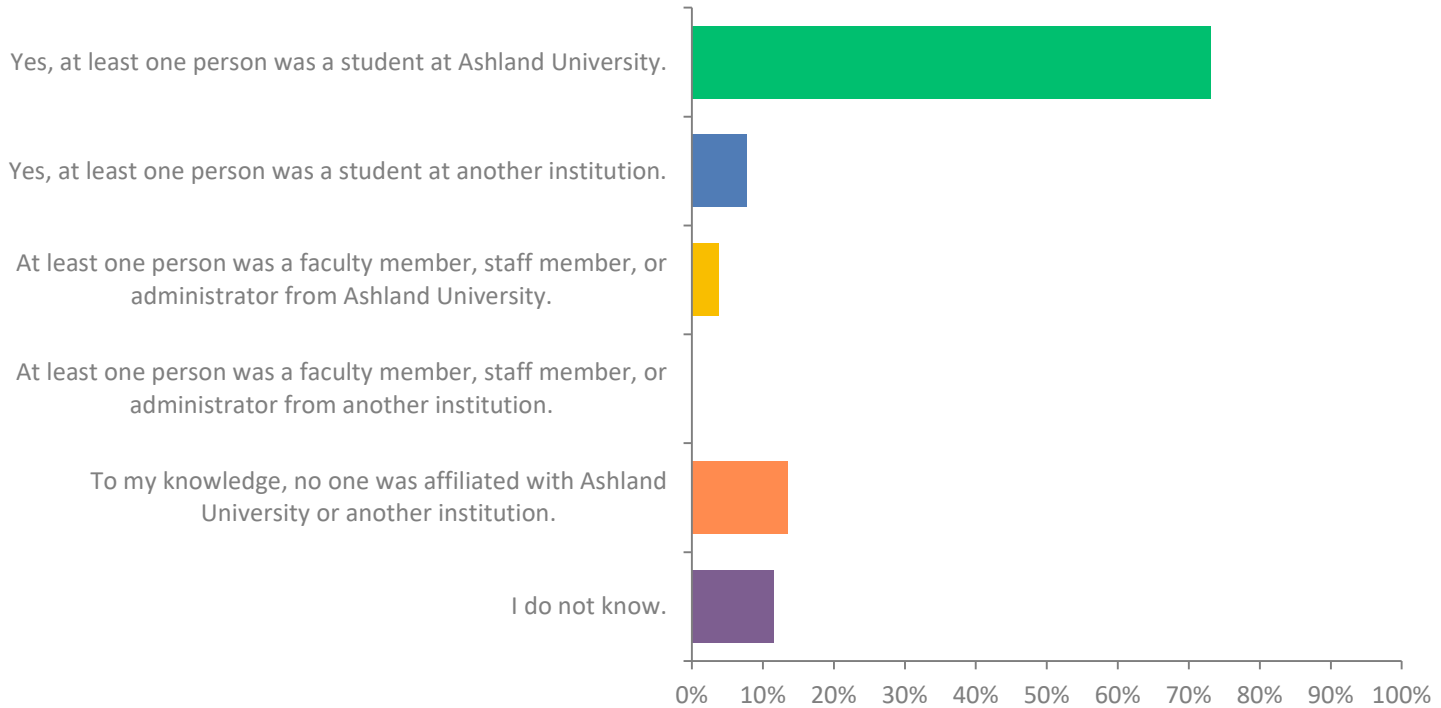
Q37: If you have experienced multiple incidents of sexual misconduct or intimate partner violence since coming to your college, please check all that apply. When did the incident(s) occur?

Answered: 43 Skipped: 455

ANSWER CHOICES	RESPONSES	
During the summer before I officially enrolled (summer bridge, pre-orientation, etc.)	9.30%	4
During new student orientation	2.33%	1
In my first year	60.47%	26
Summer between my first and second years	13.95%	6
In my second year	32.56%	14
Summer between my second and third years	11.63%	5
In my third year	30.23%	13
Summer between my third and fourth years	4.65%	2
In my fourth year	9.30%	4
Fill-in:	9.30%	4
TOTAL		79

Q38: Were the person or people who harmed you affiliated with Ashland or another college or university? Check all that apply.

Answered: 52 Skipped: 446



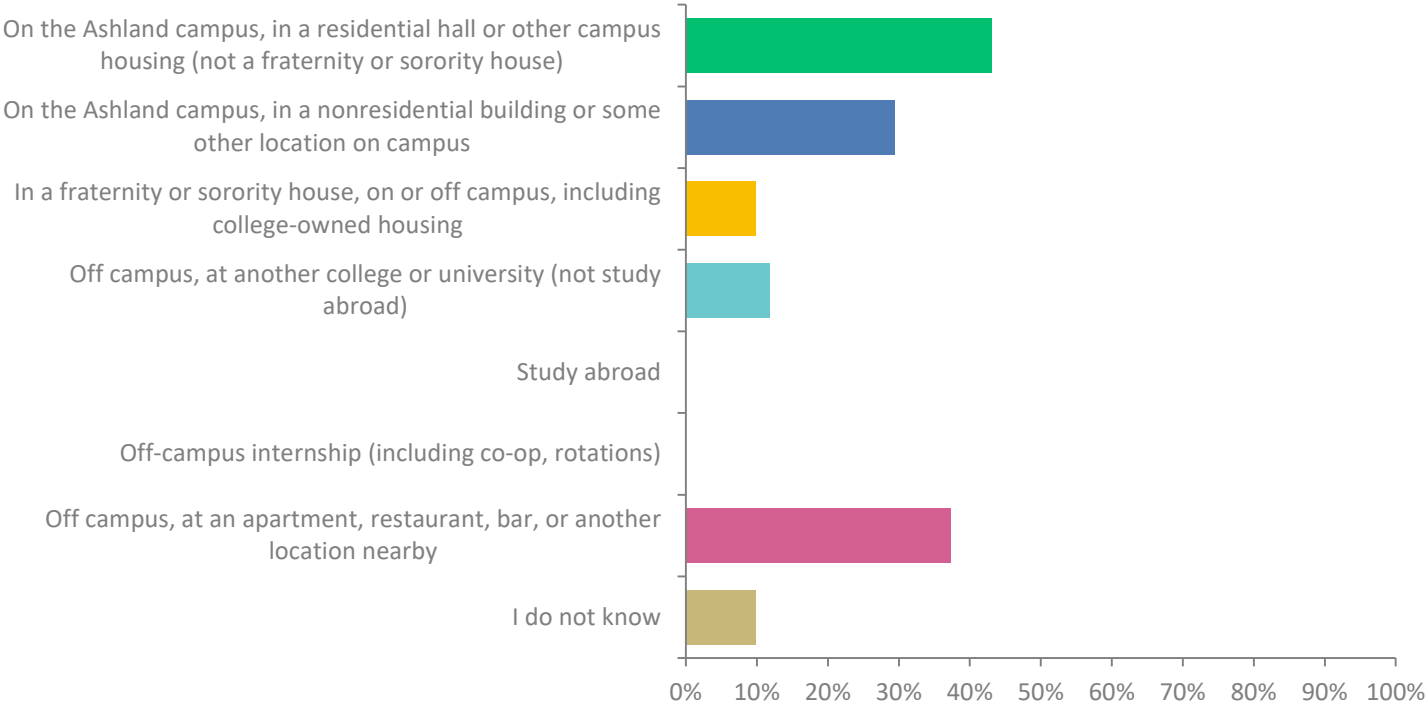
Q38: Were the person or people who harmed you affiliated with Ashland or another college or university? Check all that apply.

Answered: 52 Skipped: 446

ANSWER CHOICES	RESPONSES	
Yes, at least one person was a student at Ashland University.	73.08%	38
Yes, at least one person was a student at another institution.	7.69%	4
At least one person was a faculty member, staff member, or administrator from Ashland University.	3.85%	2
At least one person was a faculty member, staff member, or administrator from another institution.	0%	0
To my knowledge, no one was affiliated with Ashland University or another institution.	13.46%	7
I do not know.	11.54%	6
TOTAL		57

Q39: Where did the incident(s) occur? Check all that apply.

Answered: 51 Skipped: 447



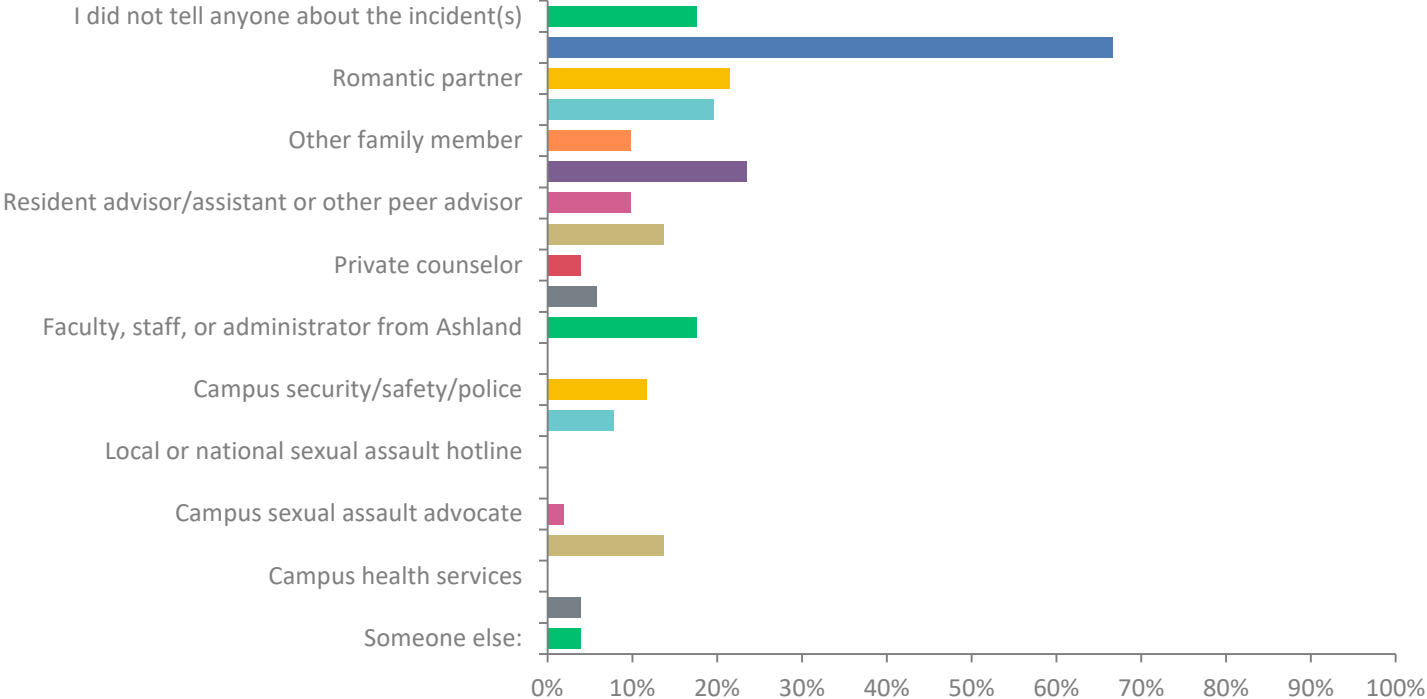
Q39: Where did the incident(s) occur? Check all that apply.

Answered: 51 Skipped: 447

ANSWER CHOICES	RESPONSES	
On the Ashland campus, in a residential hall or other campus housing (not a fraternity or sorority house)	43.14%	22
On the Ashland campus, in a nonresidential building or some other location on campus	29.41%	15
In a fraternity or sorority house, on or off campus, including college-owned housing	9.80%	5
Off campus, at another college or university (not study abroad)	11.76%	6
Study abroad	0%	0
Off-campus internship (including co-op, rotations)	0%	0
Off campus, at an apartment, restaurant, bar, or another location nearby	37.25%	19
I do not know	9.80%	5
TOTAL		72

Q40: Whom did you tell about the sexual misconduct? (Check all that apply.)

Answered: 51 Skipped: 447



Q40: Whom did you tell about the sexual misconduct? (Check all that apply.)

Answered: 51 Skipped: 447

ANSWER CHOICES	RESPONSES	
I did not tell anyone about the incident(s)	17.65%	9
Close friend	66.67%	34
Romantic partner	21.57%	11
Parent or guardian	19.61%	10
Other family member	9.80%	5
Roommate	23.53%	12
Resident advisor/assistant or other peer advisor	9.80%	5
Campus counselor	13.73%	7
Private counselor	3.92%	2
Coach, Assistant Coach, or Athletic Trainer	5.88%	3
Faculty, staff, or administrator from Ashland	17.65%	9
Faculty, staff, or administrator from another institution	0%	0
Campus security/safety/police	11.76%	6
Local police	7.84%	4

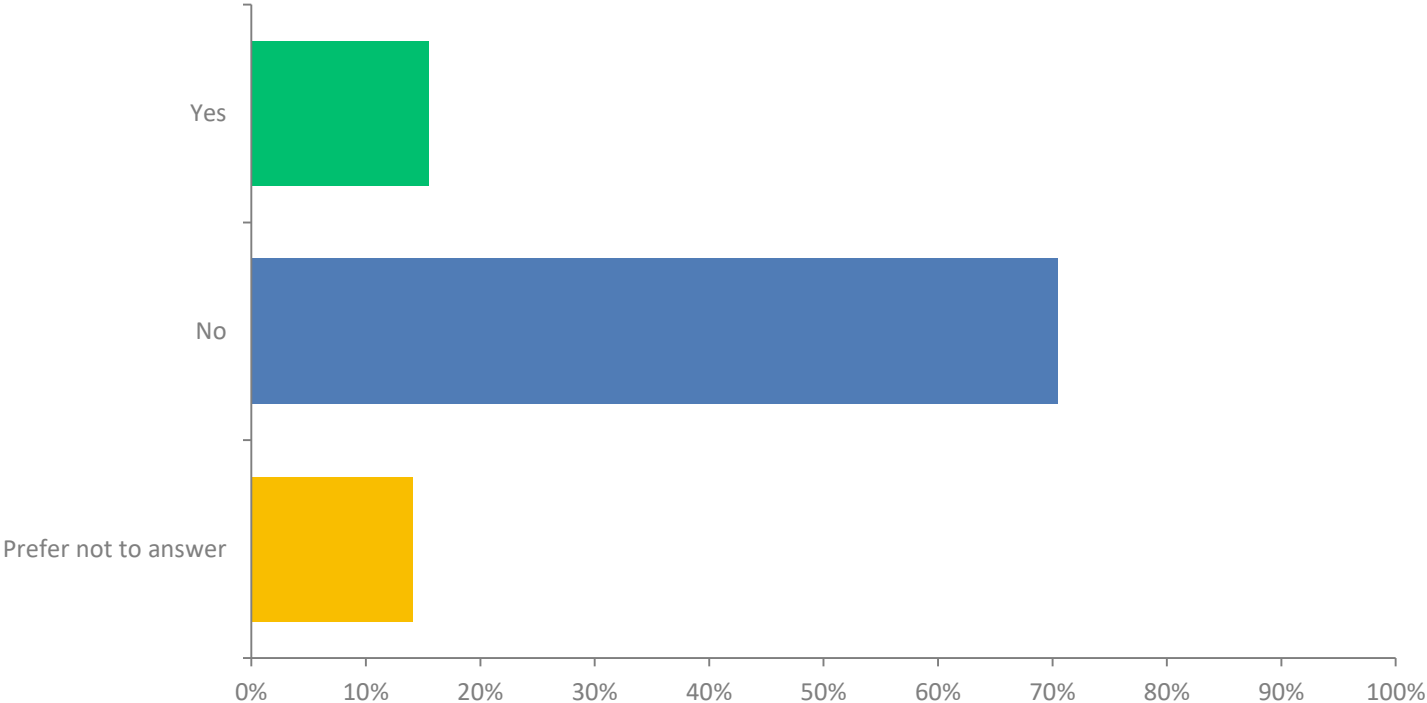
Q40: Whom did you tell about the sexual misconduct? (Check all that apply.)

Answered: 51 Skipped: 447

ANSWER CHOICES	RESPONSES	
Local or national sexual assault hotline	0%	0
Campus pastor, minister, or other clergy	0%	0
Campus sexual assault advocate	1.96%	1
Campus Title IX Coordinator or Deputy Coordinator	13.73%	7
Campus health services	0%	0
Prefer not to answer	3.92%	2
Someone else:	3.92%	2
TOTAL		129

Q41: Did you use Ashland's procedures for making a formal report about the sexual misconduct?

Answered: 71 Skipped: 427



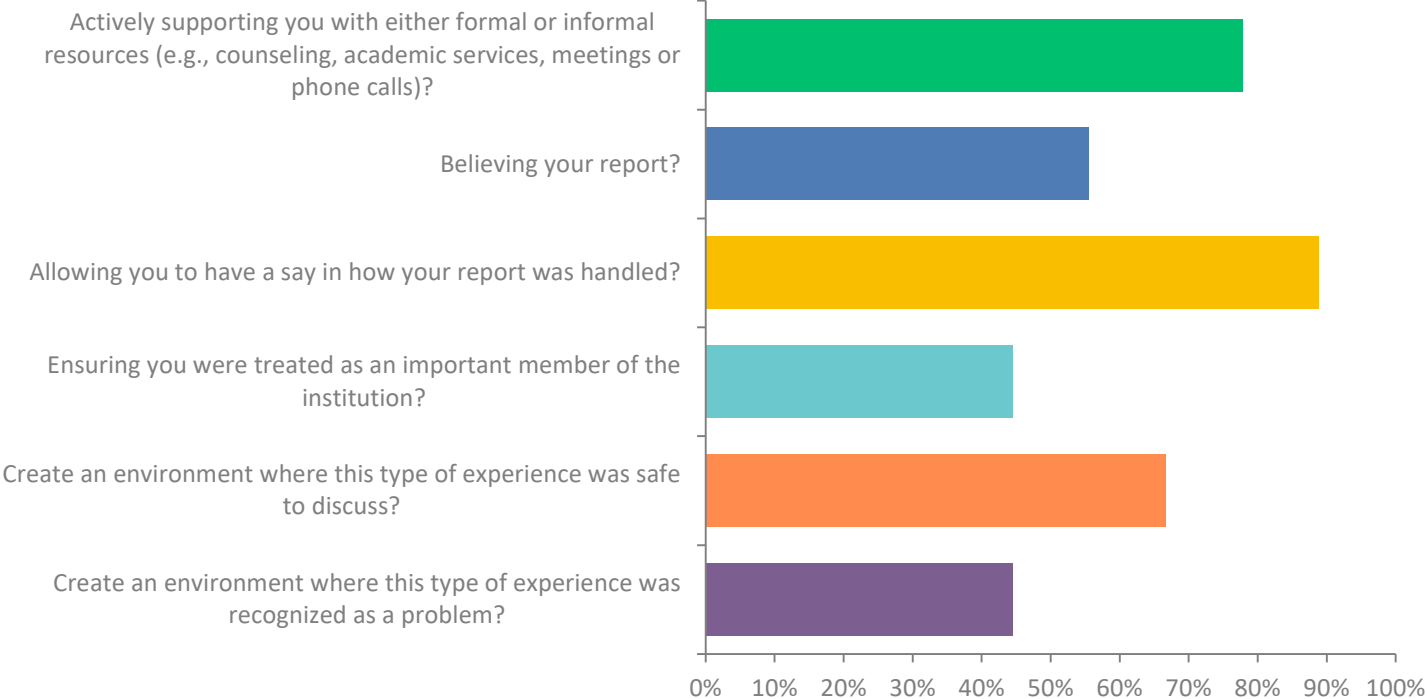
Q41: Did you use Ashland's procedures for making a formal report about the sexual misconduct?

Answered: 71 Skipped: 427

ANSWER CHOICES	RESPONSES	
Yes	15.49%	11
No	70.42%	50
Prefer not to answer	14.08%	10
TOTAL		71

Q42: Check all that apply. In thinking about the events related to sexual misconduct or relationship violence harm that you experienced, did the Ashland University play a role by...

Answered: 9 Skipped: 489



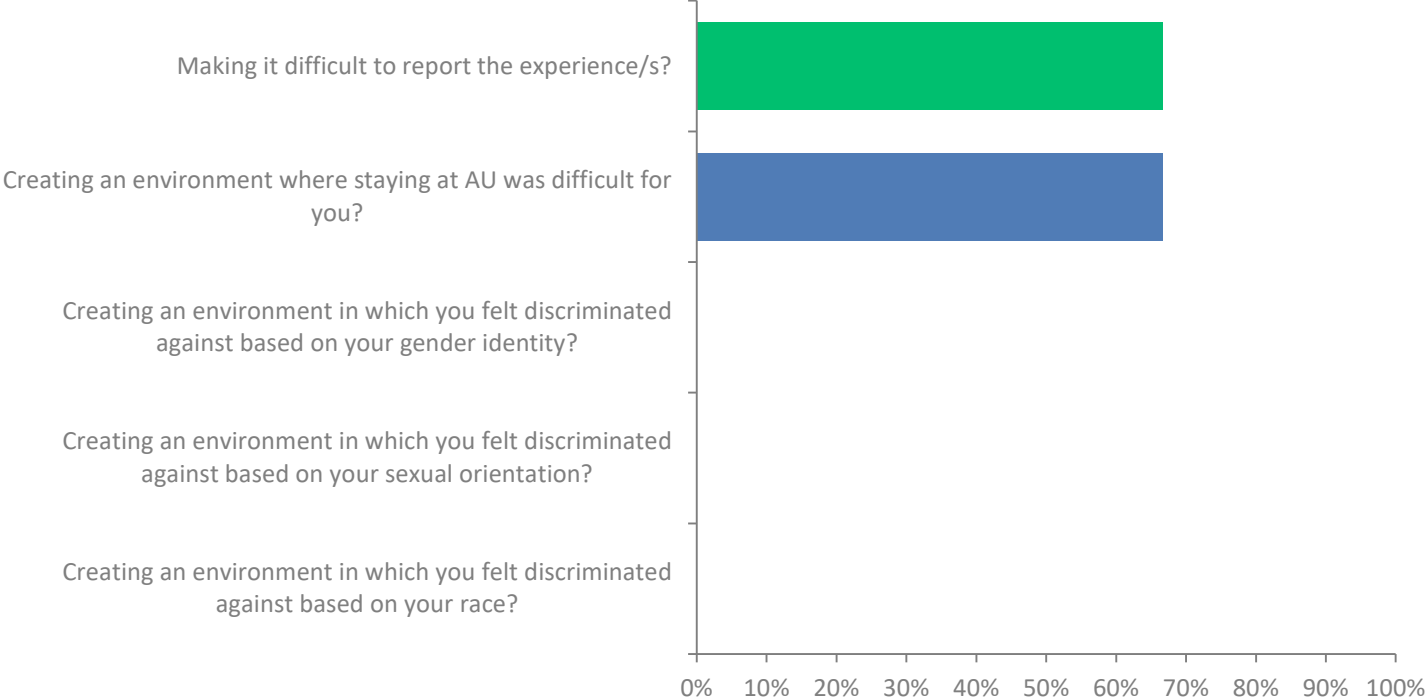
Q42: Check all that apply. In thinking about the events related to sexual misconduct or relationship violence harm that you experienced, did the Ashland University play a role by...

Answered: 9 Skipped: 489

ANSWER CHOICES	RESPONSES	
Actively supporting you with either formal or informal resources (e.g., counseling, academic services, meetings or phone calls)?	77.78%	7
Believing your report?	55.56%	5
Allowing you to have a say in how your report was handled?	88.89%	8
Ensuring you were treated as an important member of the institution?	44.44%	4
Create an environment where this type of experience was safe to discuss?	66.67%	6
Create an environment where this type of experience was recognized as a problem?	44.44%	4
TOTAL		34

Q43: Check all that apply. In thinking about the events related to sexual misconduct or relationship violence harm that you experienced, did Ashland University play a role by...

Answered: 3 Skipped: 495



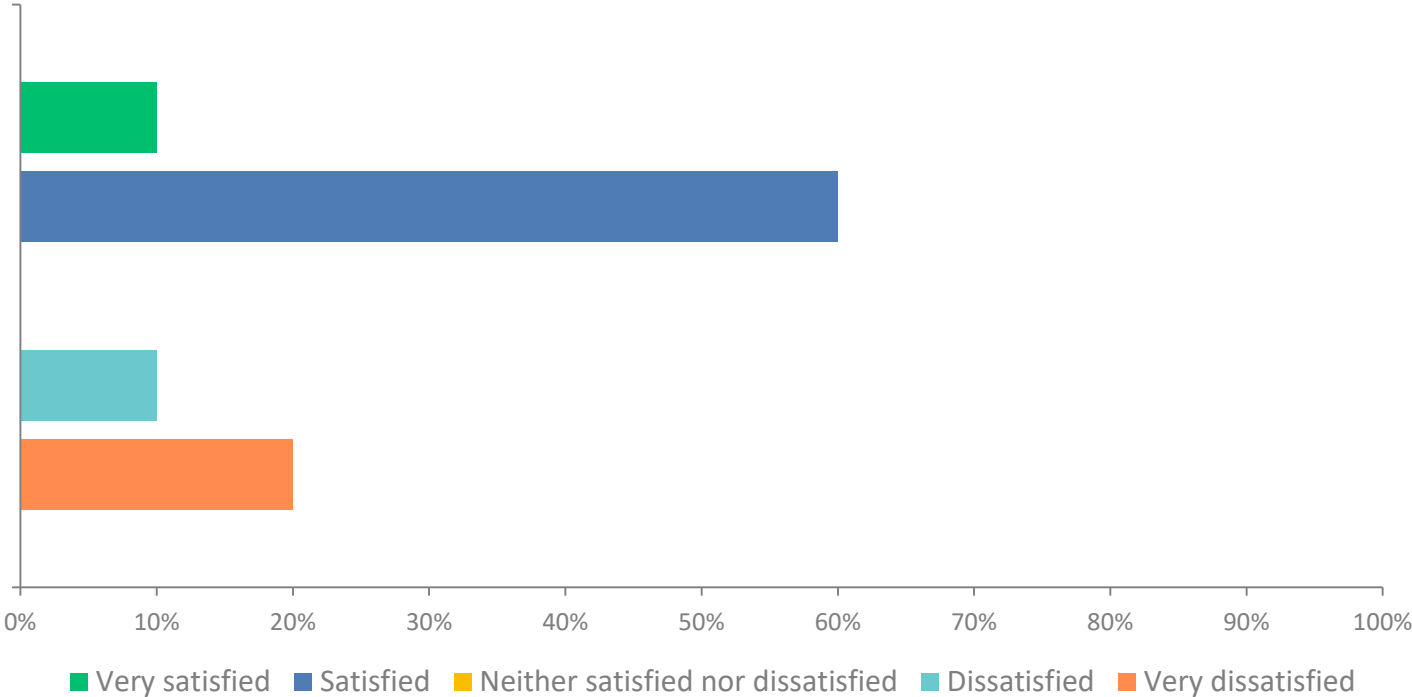
Q43: Check all that apply. In thinking about the events related to sexual misconduct or relationship violence harm that you experienced, did Ashland University play a role by...

Answered: 3 Skipped: 495

ANSWER CHOICES	RESPONSES	
Making it difficult to report the experience/s?	66.67%	2
Creating an environment where staying at AU was difficult for you?	66.67%	2
Creating an environment in which you felt discriminated against based on your gender identity?	0%	0
Creating an environment in which you felt discriminated against based on your sexual orientation?	0%	0
Creating an environment in which you felt discriminated against based on your race?	0%	0
TOTAL		4

Q44: How satisfied were you with Ashland University's process for making a formal report about the sexual misconduct?

Answered: 10 Skipped: 488



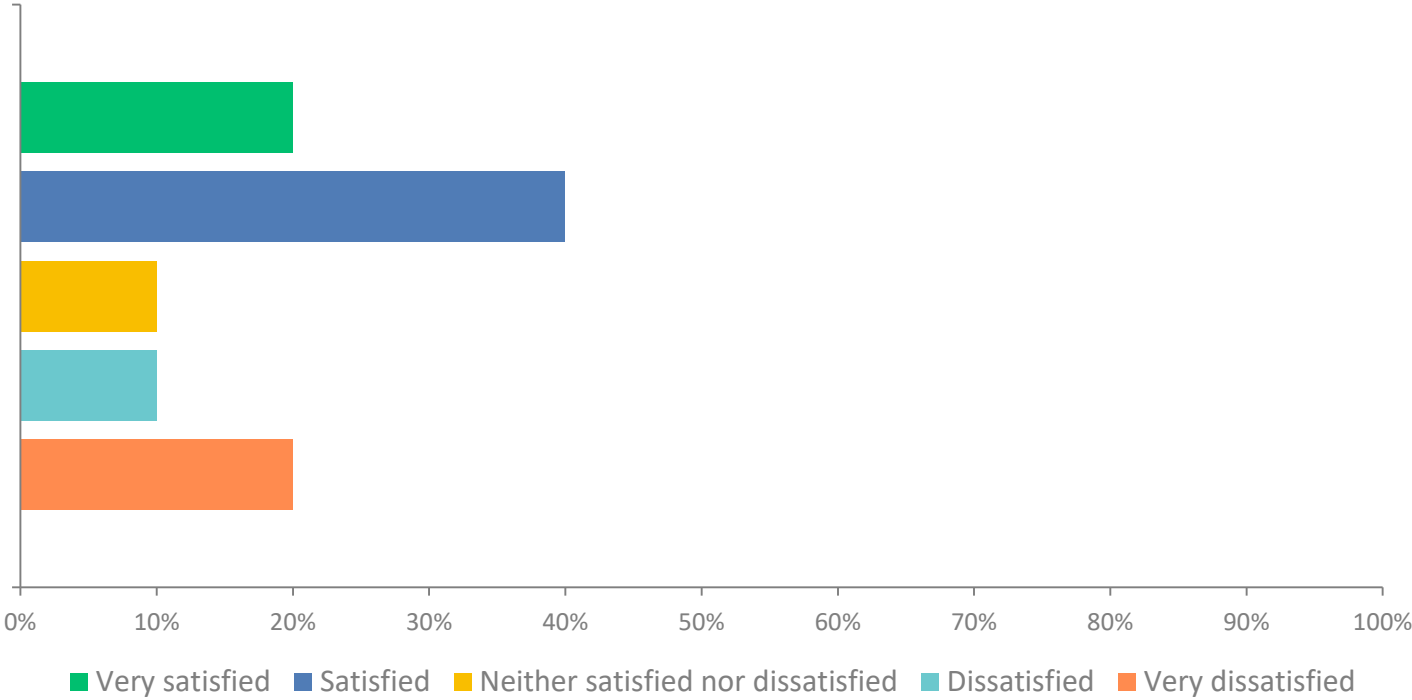
Q44: How satisfied were you with Ashland University's process for making a formal report about the sexual misconduct?

Answered: 10 Skipped: 488

VERY SATISFIED	SATISFIED	NEITHER SATISFIED NOR DISSATISFIED	DISSATISFIED	VERY DISSATISFIED	TOTAL	WEIGHTED AVERAGE
10.0% 1	60.0% 6	0% 0	10.0% 1	20.0% 2	10	3.3

Q45: How satisfied were you with Ashland University's response to your report?

Answered: 10 Skipped: 488



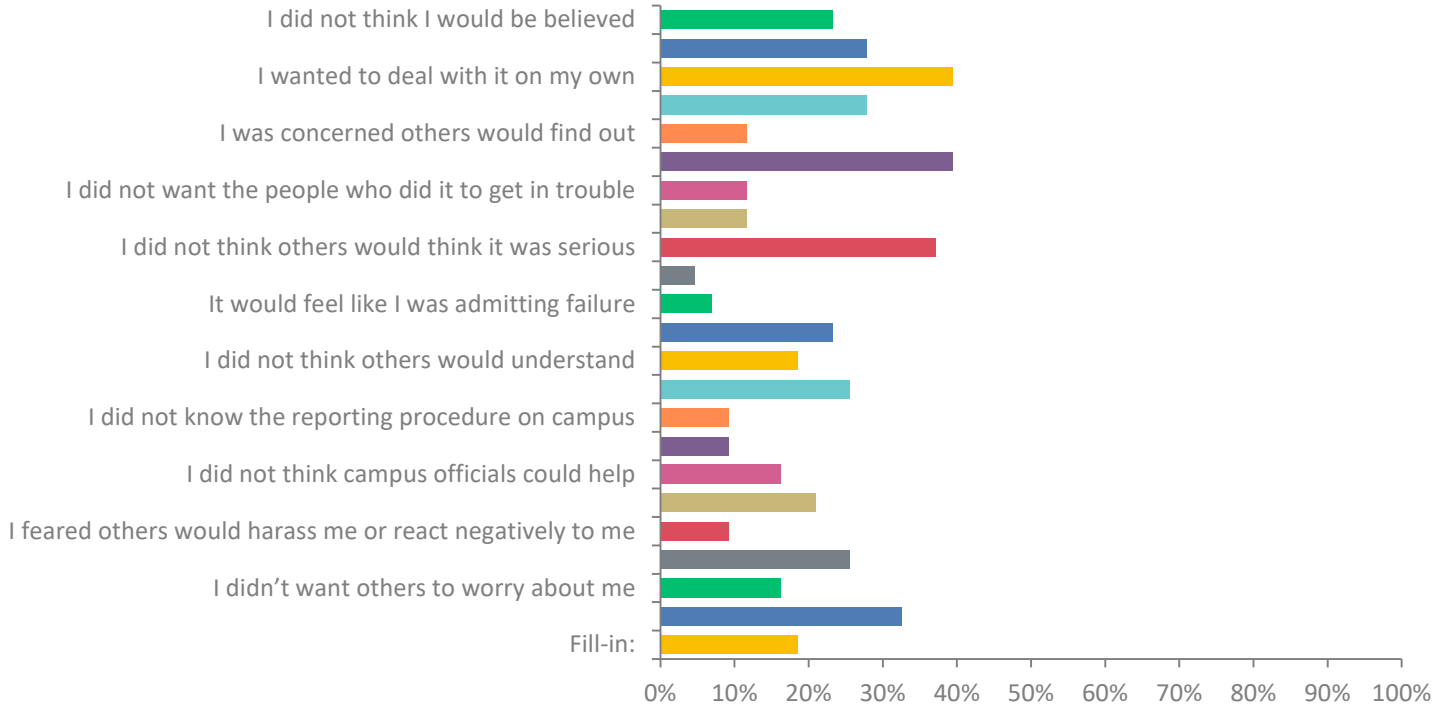
Q45: How satisfied were you with Ashland University's response to your report?

Answered: 10 Skipped: 488

VERY SATISFIED	SATISFIED	NEITHER SATISFIED NOR DISSATISFIED	DISSATISFIED	VERY DISSATISFIED	TOTAL	WEIGHTED AVERAGE
20.0% 2	40.0% 4	10.0% 1	10.0% 1	20.0% 2	10	3.3

Q46: What stopped you from disclosing the incident? (Check all that apply.)

Answered: 43 Skipped: 455



Q46: What stopped you from disclosing the incident? (Check all that apply.)

Answered: 43 Skipped: 455

ANSWER CHOICES	RESPONSES	
I did not think I would be believed	23.26%	10
I thought I would be blamed for what happened	27.91%	12
I wanted to deal with it on my own	39.53%	17
I was ashamed/embarassed	27.91%	12
I was concerned others would find out	11.63%	5
I did not recognize it as sexual assault at the time	39.53%	17
I did not want the people who did it to get in trouble	11.63%	5
I was afraid of retaliation	11.63%	5
I did not think others would think it was serious	37.21%	16

Q46: What stopped you from disclosing the incident? (Check all that apply.)

Answered: 43 Skipped: 455

ANSWER CHOICES	RESPONSES	
I thought people would try to tell me what to do	4.65%	2
It would feel like I was admitting failure	6.98%	3
I did not think others would think it was important	23.26%	10
I did not think others would understand	18.60%	8
I did not have time to deal with it due to academics, athletics, work, etc.	25.58%	11
I did not know the reporting procedure on campus	9.30%	4
I feared I would be punished for infractions or violations (e.g., underage drinking)	9.30%	4
I did not think campus officials could help	16.28%	7

Q46: What stopped you from disclosing the incident? (Check all that apply.)

Answered: 43 Skipped: 455

ANSWER CHOICES	RESPONSES	
I did not think campus officials would do anything about my report	20.93%	9
I feared others would harass me or react negatively to me	9.30%	4
I thought nothing would be done	25.58%	11
I didn't want others to worry about me	16.28%	7
I wanted to forget it happened	32.56%	14
Fill-in:	18.60%	8
TOTAL		201